CATFORD ENGINEERING PRODUCTS

Jamestown
SA 5491

All Prices Excluding GST

Phone: 0418 641 566

www.catford.com.au sales@catford.com.au

Filtration

*Spin On Filters *Filter Heads *Gauges
*Filtration Carts *Tank Top Return Filters
*Pressure Filters *Indicators

Lot 25, Mannanarie Road, Jamestown, South Australia 5491

PO Box 178, Jamestown, South Australia 5491

0418 641 566

sales@catford.com.au

Due to fluctuations in the Australian dollar and the economic climate, please be advised that all prices are subject to change.
Please contact us to confirm pricing.

All prices stated within are exclusive of GST
(All prices are correct as of January 1st 2021, but Catford Engineering reserve the right to change these prices without notice)

Filtration

CATFORD ENGINEERING PRODUCTS

Jamestown
SA 5491

Phone: 0418 641 566
www.catford.com.au sales@catford.com.au

Spin On Filters 4"	270
Spin On Filters 5"	271
Medium Pressure Spin On Filters	272
Filter Heads	273
Gauges	274
Indicators	274
Oil Filtration Cart	275
Oil Transfer Unit	275
Tank Top Return Filters - TIFP Series	276
Tank Top Return Filters - FIF Series	277
Tank Top Return Filters - CFR Series	278
Pressure Filters - FSD Series	279
Pressure Filters - FHP Series	280
Pressure Filters - FMP Series	284
Pressure Filters - FMM Series	286

PREMIUM ITALIAN PRODUCT

Spin On Filters 4"

Part Number	List Price $	Micron	Can Thread (C)	Rec Max Flow	A	B	D	E
					mm			
CS05000P10A	**40.00**	10µm	3/4" BSPP	35 lpm	96	148	62.5	71.5
CS05000P25A	**40.00**	25µm						
CS05000M90A	**93.00**	90µm mesh		100 lpm				
CS05000A03A	**124.00**	3µm		30 lpm				
CS05000A06A	**124.00**	6µm						
CS07000P10A	**57.00**	10µm		120 lpm		210		
CS07000P25A	**57.00**	25µm						
CS07000M90A	**170.00**	90µm mesh						
CS07000A03A	**180.00**	3µm		40 lpm				
CS07000A06A	**191.00**	6µm						

CS050

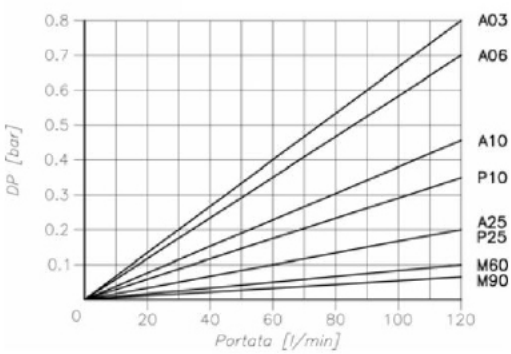

CS070

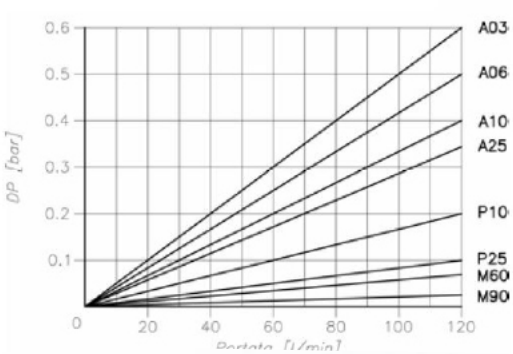

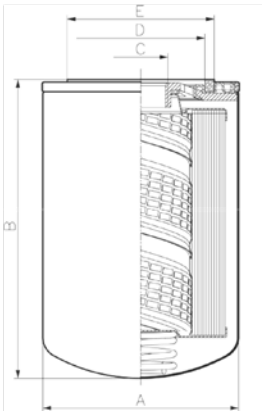

PRESSURE DROP

Curved are calculated in accordance with ISO 3968 and are valid for clean filtering elements.

△P changes along with the density in presence of an eddy flow, and along with the dynamic viscosity in presence of a laminar flux. Curves are valid for mineral oils with a density of 0.86 kg/dm³ and a dynamic viscosity of 30mm²/sec (cSt).

When choosing the filtering medium, consider the pressure losses deriving from the flow rate:

* Between **0.05 & 0.1 bar** for suction line
* Up to **0.3 ÷ 0.5 bar** for filters fitted on return line

(The total pressure drop is to be calculated by adding up the spin-on filter pressure drop).

Spin On Filters 5"

Part Number	List Price $	Micron	Can Thread (C)	Rec Max Flow	A	B	D	E
					mm			
CS10000P10A	**70.00**	10µm	1.1/4" BSPP	200 lpm	126	180	96.5	107
CSG10060P10A	**82.00**		1.1/2" UNF				120	130
CS10000P25A	**70.00**	25µm	1.1/4" BSPP	300 lpm			96.5	107
CSG10060P25A	**78.00**		1.1/2" UNF				120	130
CS10000M90A	**170.00**	90µm mesh	1.1/4" BSPP				96.5	107
CS10000A03A	**216.00**	3µm		60 lpm				
CS10000A06A	**216.00**	6µm						
CS15000P10A	**102.00**	10µm		300 lpm		226		
CS15000P25A	**102.00**	25µm						
CS15000M90A	**206.00**	90µm mesh						
CS15000A03A	**288.00**	3µm		75 lpm				
CS15000A06A	**288.00**	6µm						

CS100

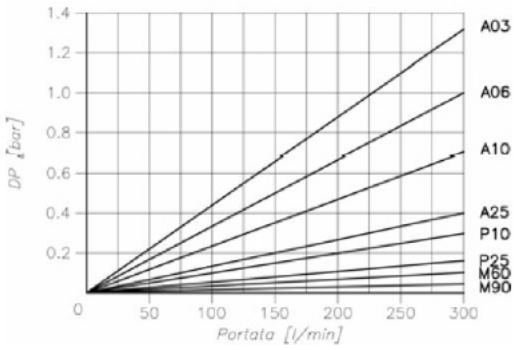

CS150

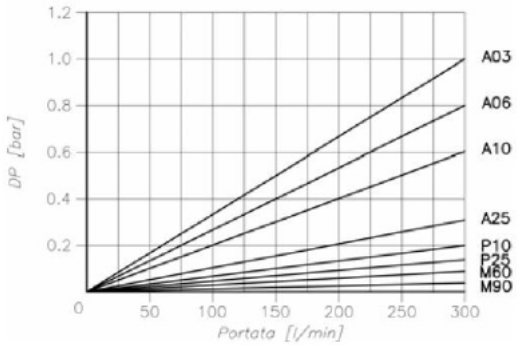

CS

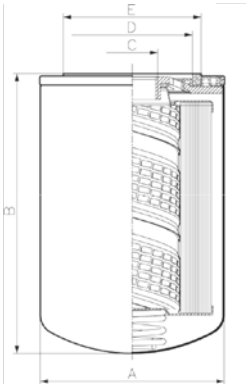

CSG

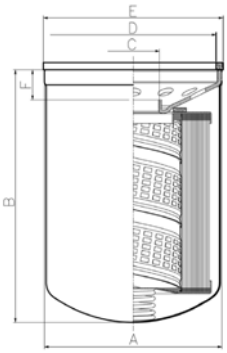

PRESSURE DROP

Curved are calculated in accordance with ISO 3968 and are valid for clean filtering elements.

△P changes along with the density in presence of an eddy flow, and along with the dynamic viscosity in presence of a laminar flux. Curves are valid for mineral oils with a density of 0.86 kg/dm³ and a dynamic viscosity of 30mm²/sec (cSt).

When choosing the filtering medium, consider the pressure losses deriving from the flow rate:

* Between **0.05 & 0.1 bar** for suction line
* Up to **0.3 ÷ 0.5 bar** for filters fitted on return line

(The total pressure drop is to be calculated by adding up the spin-on filter pressure drop).

Medium Pressure Spin On Filters

Part Number	List Price $	Micron	Pressure Rating	Can Thread	Rec Max Flow	A mm	B mm
CSD06000A06A	**170.00**	6µm	35 bar	1.3/8”-12 UN	60 lpm	95.6	180
CSD06000P10A	**98.00**	10µm			80 lpm		
CSD06000P25A	**98.00**	25µm			95 lpm		

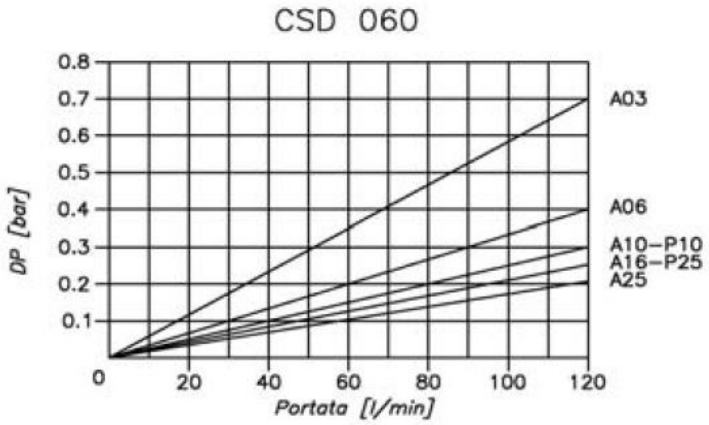

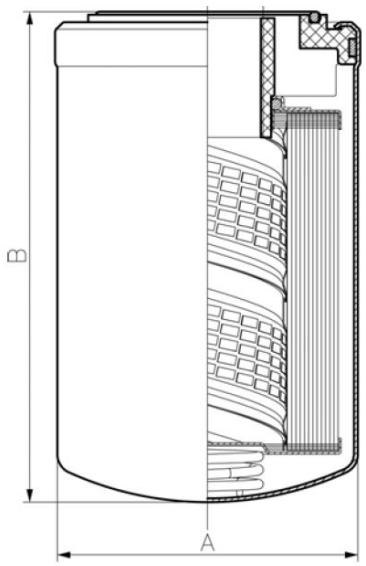

PRESSURE DROP

Curved are calculated in accordance with ISO 3968 and are valid for clean filtering elements.

△P changes along with the density in presence of an eddy flow, and along with the dynamic viscosity in presence of a laminar flux. Curves are valid for mineral oils with a density of 0.86 kg/dm³ and a dynamic viscosity of 30mm²/sec (cSt).

When choosing the filtering medium, consider the pressure losses deriving from the flow rate:

* Up to **0.3 ÷ 0.5 bar** for filters fitted on the return line
* Up to **1 ÷ 1.5 bar** for filters fitted on the pressure line

(The total pressure drop is to be calculated by adding up the spin-on filter pressure drop).

Filter Heads

Part Number	List Price $	Filter Series	Ports	Bypass	Gauge Port
FCS050RAG1TR	**43.00**	CS050/070	3/4" BSPP	25 psi	1/8" BSPT
FCS050SAG1TS	**43.00**			5 psi	
FCS100RAG1TR	**78.00**	CS100/150	1.1/4" BSPP	25 psi	
FCS100SAG1TS	**78.00**			5 psi	

FCS050

FCS100

Filter Heads - Dual

Part Number	List Price $	Filter Series	Ports	Bypass	Gauge Port
FCS200RAG1TR	**162.00**	CS100/150	1.1/2" BSPP	25 psi	1/8" BSPT
FCS200SAG1TS	**162.00**			5 psi	
FCS300RAG1TR	**401.00**			25 psi	
FCS300SAG1TS	**401.00**			5 psi	

FCS200

FCS300

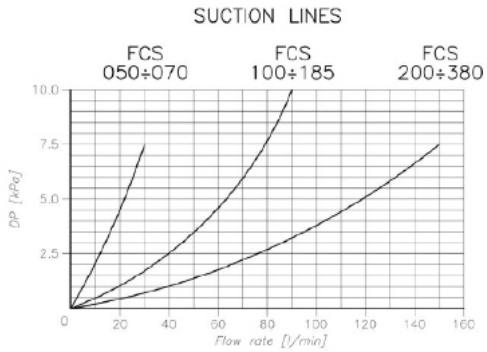

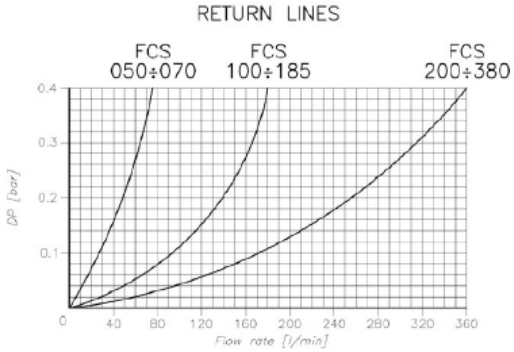

PRESSURE DROP

Curved are calculated in accordance with ISO 3968 and are valid for clean filtering elements.

△P changes along with the density in presence of an eddy flow, and along with the dynamic viscosity in presence of a laminar flux. Curves are valid for mineral oils with a density of 0.86 kg/dm³ and a dynamic viscosity of 30mm²/sec (cSt).

When choosing the filtering medium, consider the pressure losses deriving from the flow rate:

* Between **0.05 & 0.1 bar** for suction line
* Up to **0.3 ÷ 0.5 bar** for filters fitted on return line

(The total pressure drop is to be calculated by adding up the spin-on filter pressure drop).

Gauges

Part Number	List Price $	Type		Range	Thread
114-01-211-V-000Z-SK	**39.00**	Visual	Suction	0-30 Hg	1/8” BSPT
114-01-211-002.8J-SK	**39.00**		Return	0-2.8 bar	
ES	**176.00**	Electrical	Suction	0.15-8 bar	
ER	**137.00**		Return	0.5-8 bar	

Indicators

Part Number	List Price $	Thread	Pressure	Indicator	Connector
DEA50HA50P01	**314.00**	1/2” BSPP	5 bar	Electrical indicator	DIN
DLA50HA71P01	**458.00**			LED visual indicator	5 pin round
DLA50HA51P01	**458.00**				DIN

DEA

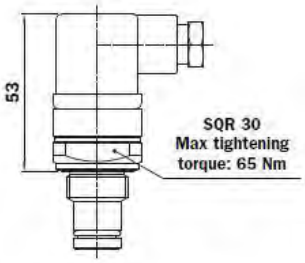

HYDRAULIC SYMBOL

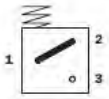

ELECTRICAL SYMBOL

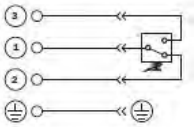

DLA

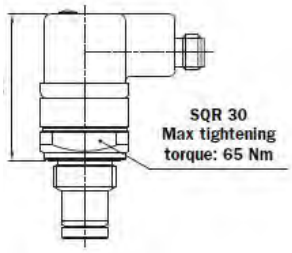

HYDRAULIC SYMBOL

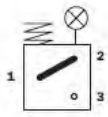

ELECTRICAL SYMBOL

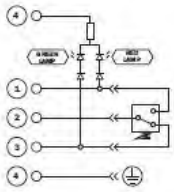

Filtration Cart

Part Number	List Price $	Description	
HNC11/20/M90/10	**3605.00**	Inlet filter	90µm nominal - 5psi bypass
		Outlet filter	10µm nominal - 25psi bypass
		Electric motor	1.1kw 1440rpm with on/off switch
		Gear pump	Vivoil 16.8cc Group 2
		Output flow	24 lpm
		Inlet hose	1.1/4" diameter, 2.2mtr length
		Outlet hose	1" diameter, 2.2mtr length
		Visual clogging gauges fitted on both inlet and outlet filters	
ICMWMKUG12.0	**11917.00**	Optional: ICM2.0 In-line Contamination Monitor	
Replacement filters: see page 271 (Inlet filter: CS15000M90A Outlet filter: CS15000P10A)			

Filtration cart configuration has been based on usage with 46 grade hydraulic oil at minimum ambient temperature of 20°C. Operation outside these parameters could result in filtration system bypass. For special applications please contact us for custom configuration options.

Transfer Unit

Part Number	List Price $	Description
PTU55/6	**1442.00**	Transfer Unit (no filtration) 0.55kw 4-pole single phase electric motor 5.9cc Vivoil Pump 35 bar Overload protection Short lead 10 amp plug 2 mtr hoses Stock version 20kg

Tank Top Return Filters - TIFP Series

Part Number	List Price $	Port Size (A)	Micron	Max Flow Rate	Bypass
TIFP-04B-P10-R4	**75.00**	1/2" BSPP	10 µm Nominal	25 lpm	25 psi
TIFP-06B-P10-R4	**104.00**	3/4" BSPP		40 lpm	
TIFP-08B-P10-R4	**109.00**	1" BSPP		50 lpm	
TIFP-10B-P10-R4	**258.00**	1.1/4" BSPP		100 lpm	

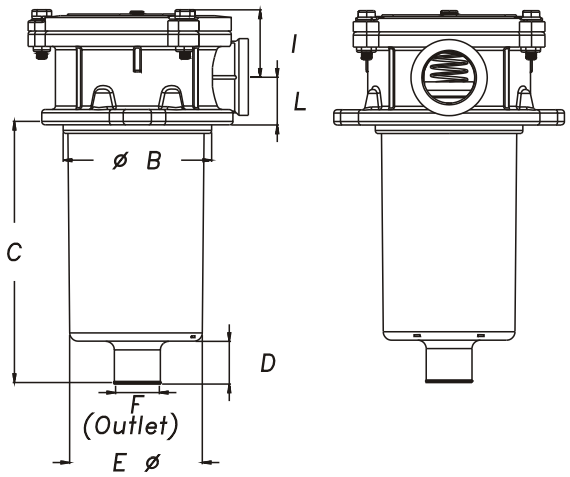

Dimensions (mm)

	TIFP-04	TIFP-06	TIFP-08	TIFP-10
B	68	87	87	129
C	89	104	153	278
D	15	25	25	40
E	58	78	78	110
F	19	22	22	39
H	53	65	65	97
I	27	36	36	47
L	24	28	28	37
P	90	115	115	175

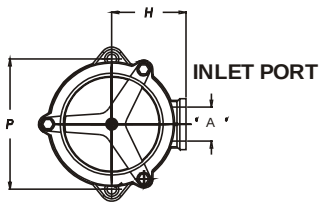

TIPF 04/06/08

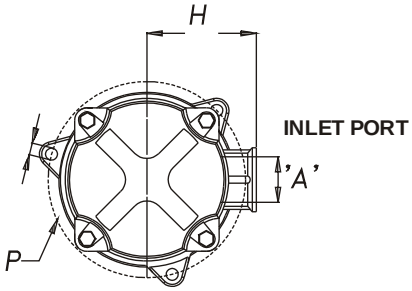

TIPF 10

Filter Elements

Part Number	Series	List Price $	Micron	Max Flow	D	B mm	H
TIE-04-P10	TIFP-04	**19.00**	10	25 lpm	52	25.5	72
TIE-04-P25		**19.00**	25	40 lpm			
TIE-06-P10	TIFP-06	**24.00**	10		66	30.5	85
TIE-06-P25		**24.00**	25	50 lpm			
TIE-08-P10	TIFP-08	**30.00**	10				130
TIE-08-P25		**30.00**	25	65 lpm			
TIE-10-P10	TIFP-10	**66.00**	10	100 lpm	90	40.5	245
TIE-10-P25		**66.00**	25	120 lpm			

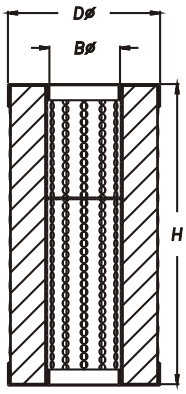

Part Number	List Price $	Port Size (A)	Micron	Max Flow Rate	Bypass
FIF-04B-P10-R4	**93.00**	1/2" BSPP	10 µm Nominal	25 lpm	25 psi
FIF-06B-P10-R4	**127.00**	3/4" BSPP		40 lpm	
FIF-08B-P10-R4	**149.00**	1" BSPP		50 lpm	
FIF-10B-P10-R4	**330.00**	1.1/4" BSPP		100 lpm	

Dimensions (mm)

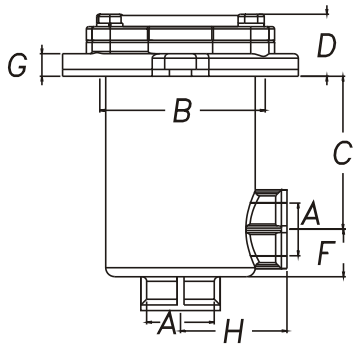

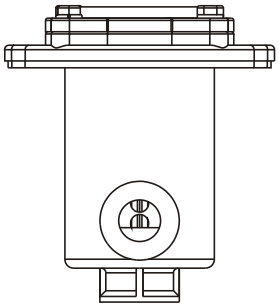

	FIF-04	FIF-06	FIF-08	FIF-10
B	80	105	105	156
C	71	68	110	190
D	23	24	24	35
E	7	9	9	9
F	34	48	55	62
G	7	10	10	14
P	100	126	126	175

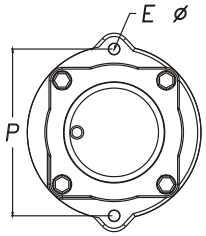

FIF 04/06/08

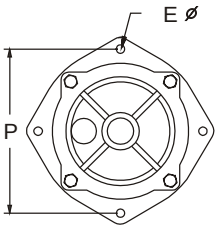

FIF 10

Filter Elements

Part Number	Series	List Price $	Micron	Max Flow	D	B mm	H
FIE-04-P10	FIF-04	**19.00**	10	25 lpm	52	25.5	72
FIE-04-P25		**19.00**	25	40 lpm			
FIE-06-P10	FIF-06	**24.00**	10		66	30.5	85
FIE-06-P25		**24.00**	25	50 lpm			
FIE-08-P10	FIF-08	**30.00**	10				130
FIE-08-P25		**30.00**	25	65 lpm			
FIE-10-P10	FIF-10	**61.00**	10	100 lpm	90	40.5	245
FIE-10-P25		**61.00**	25	120 lpm			

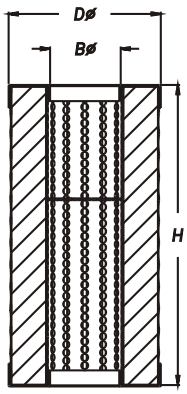

Tank Top Return Filters - CFR Series

Part Number	List Price $	Port Size (A)	Micron	Max Flow Rate	Bypass
CFR-025-04B-P10-R4	**124.00**	1/2" BSPP	10 µm Nominal	40 lpm	25 psi
CFR-040-06B-P10-R4	**227.00**	3/4" BSPP		60 lpm	
CFR-100-08B-P10-R4	**340.00**	1" BSPP		130 lpm	
CFR-250-12B-P10-R4	**503.00**	1.1/2" BSPP		150 lpm	

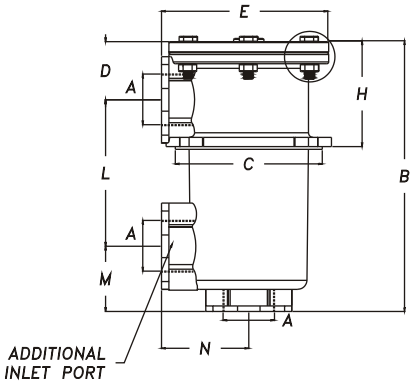

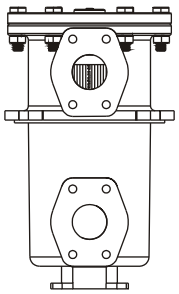

Dimensions (mm)

	CFR-025	CFR-040	CFR-100	CFR-250
B	117	176	257	300
C	83	121	134	161
D	29	43	64	65
E	98	117	143	182
F	5.6	6.5	6.5	8.5
G	93	138	154	180
H	46	77	113	117
L	56	110	140	159
M	33	26	52	77
N	52	58	71	88

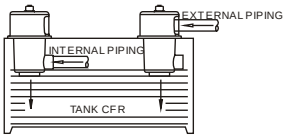

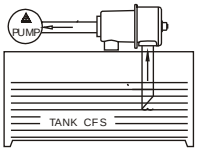

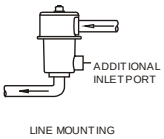

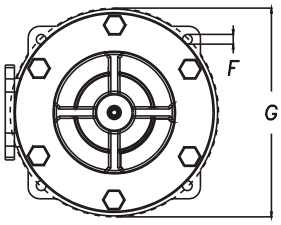



Filter Elements

Part Number	Series	List Price $	Micron	Max Flow	D	B mm	H
CE-025-P10	CFR-025	**21.00**	10	40 lpm	52	25.5	72
CE-025-P25		**21.00**	25	45 lpm			
CE-040-P10	CFR-040	**25.00**	10	60 lpm	70	34.5	86
CE-040-P25		**25.00**	25	85 lpm			
CE-100-P10	CFR-100	**35.00**	10	130 lpm			130
CE-100-P25		**35.00**	25	140 lpm			
CE-250-P10	CFR-250	**66.00**	10	150 lpm	100	51	210
CE-250-P25		**66.00**	25	180 lpm			

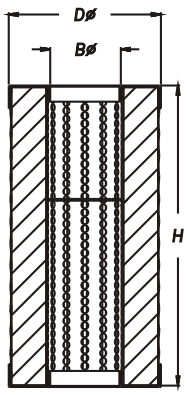

FSD Series

Part Number	List Price $	Port Size	Micron	Max Pressure	Flow Rate	Bypass	Differential Indicator
FSD0602AGV2P10AD	**376.00**	1” BSPP	10 µm	35 bar	60 lpm	50 psi	43 psi
FSD0602AGV2P25AD	**304.00**		25 µm		80 lpm		
FSD0602AGV2P06AD	**304.00**		6 µm		95 lpm		

Filter Elements

Part Number	List Price $	Micron
CSD06000A06A	**170.00**	6 µm
CSD06000P10A	**98.00**	10 µm
CSD06000P25A	**98.00**	25 µm

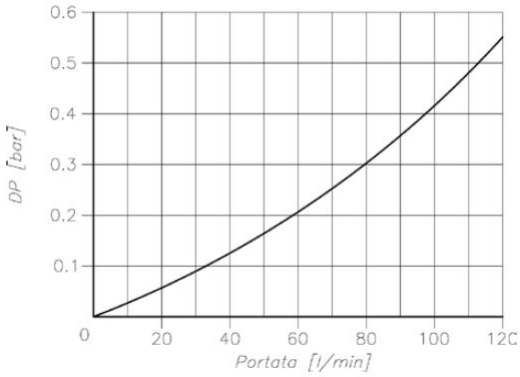

	Dimension
A	1”
B	34mm
C	185mm
D	219mm
E	95mm
F	95mm
G	M8
H	38mm
L	38mm
M	112mm
P	25mm

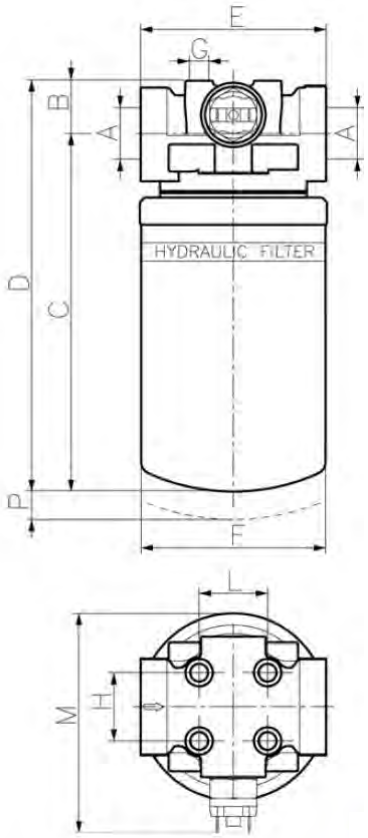

PRESSURE DROP

Curved are calculated in accordance with ISO 3968 and are valid for clean filtering elements.

△P changes along with the density in presence of an eddy flow, and along with the dynamic viscosity in presence of a laminar flux. Curves are valid for mineral oils with a density of 0.86 kg/dm³ and a dynamic viscosity of 30mm²/sec (cSt).

When choosing the filtering medium, consider the pressure losses deriving from the flow rate:

* Up to **1 ÷ 1.5 bar** for suction line
* Up to **0.3 ÷ 0.5 bar** for filters fitted on return line

(The total pressure drop is to be calculated by adding up the spin-on filter pressure drop).

FHP 0104 Series - 420 bar, 6 bar pypass

Part Number	List Price $	Port Size	Micron
FHP0104BAD2A03NP01	989.00	3/8" BSPP	3 µm
FHP0104BAD2A06NP01	979.00		6 µm
FHP0104BAD2A10NP01	973.00		10 µm
FHP0104BAD2A25NP01	968.00		25 µm

Filter Elements

Part Number	List Price $	Micron
HP0114A03ANP01	232.00	3 µm
HP0114A06ANP01	227.00	6 µm
HP0114A10ANP01	221.00	10 µm
HP0114A25ANP01	216.00	25 µm

Indicators

Part Number	List Price $	Type
DEA50HA50P01	314.00	Electrical
DVM50HP01	283.00	Visual

Contact us for further technical specifications

Pressure drops Δp Housing

The curves are plotted using mineral oil with density of 0.86 kg/dm³ to ISO 3968.

Δp varies proportional with density.

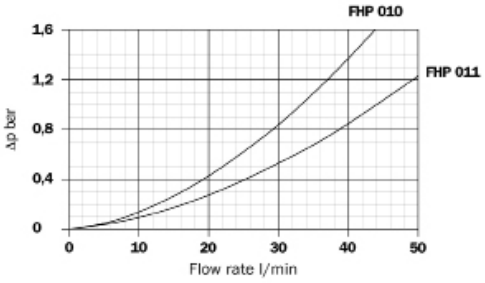

Valves

Bypass valve pressure drop

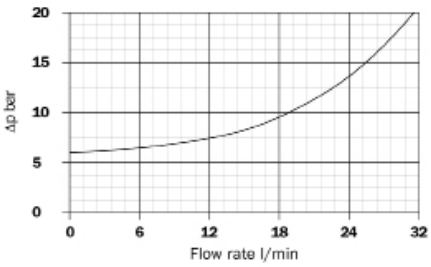

Filter housing with check valve

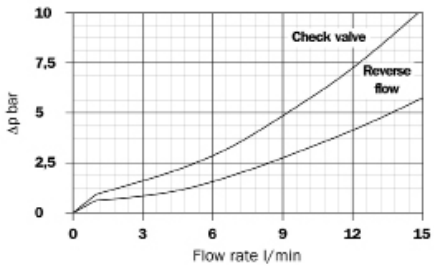

High Pressure filters

Maximum pressure up to 420 bar - Flow rate up to 750 l/min

Filter housing materials
- Head: Phosphatized cast iron
- Housing: Phosphatized steel
- Bypass valve:
  AISI 316L (FHP 010 - 011)
  Brass (FHP 065 - 135 - 320)
  Steel (FHP 500)
- Reverse Flow: Steel (FHP 320 - FHP 500)
- Check valve: Steel

Pressure
- Working pressure: 42 MPa (420 bar)
- Test pressure: 63 MPa (630 bar)
- Burst pressure: 126 MPa (1260 bar)
- Pulse pressure fatigue test: 1 000 000 cycles with pressure from 0 to 42 MPa (420 bar)

Bypass valve
- Opening pressure 600 kPa (6 bar)
- Other opening pressures on request.

Δp element type
- Microfibre filter elements - series N: 20 bar
- Microfibre filter elements - series R: 20 bar (not available for FHP 010-011 and FHP 500)
- Microfibre filter elements - series H: 210 bar
- Microfibre filter elements - series S: 210 bar (only for FHP 500)
- Wire mesh filter elements - series N: 20 bar
- Fluid flow through the filter element from OUT to IN.

Seals
- Standard NBR series A
- Optional FPM series V

Temperature
From -25 °C to +110 °C

Connections
FHP 010 - 065 - 135 - 500:
In-line Inlet/Outlet

FHP 011 - 320:
90° Inlet/Outlet

Note
FHP filters are provided for vertical mounting

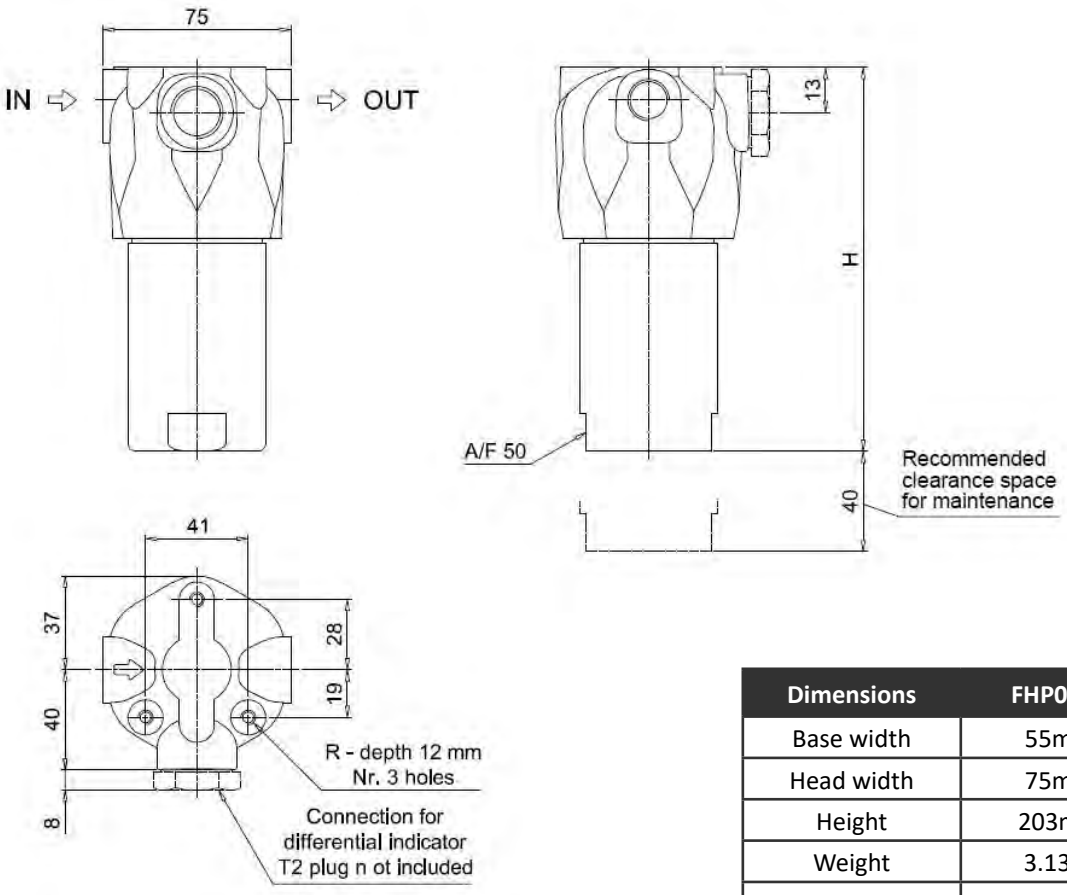

Dimensions	FHP0104
Base width	55mm
Head width	75mm
Height	203mm
Weight	3.13kg
Volume	0.20dm³

FHP Series 135 Series - 420 bar, 6 bar bypass

Part Number	List Price $	Port Size	Micron
FHP1351BAG2A03NP01	**1612.00**	1" BSPP	3 µm
FHP1351BAG2A06NP01	**1591.00**		6 µm
FHP1351BAG2A10NP01	**1535.00**		10 µm
FHP1351BAG2A25NP01	**1509.00**		25 µm
FHP1353BAG2A03NP01	**2127.00**		3 µm
FHP1353BAG2A06NP01	**2112.00**		6 µm
FHP1353BAG2A10NP01	**2039.00**		10 µm
FHP1353BAG2A25NP01	**1931.00**		25 µm

Filter Elements

Part Number	List Price $	Micron
HP1351A03ANP01	**304.00**	3 µm
HP1351A06ANP01	**299.00**	6 µm
HP1351A10ANP01	**252.00**	10 µm
HP1351A25ANP01	**211.00**	25 µm
HP1353A03ANP01	**567.00**	3 µm
HP1353A06ANP01	**551.00**	6 µm
HP1353A10ANP01	**443.00**	10 µm
HP1353A25ANP01	**355.00**	25 µm

Indicators

Part Number	List Price $	Type
DEA50HA50P01	**314.00**	Electrical
DVM50HP01	**283.00**	Visual

Contact us for further technical specifications

Pressure drops Δp Housing

The curves are plotted using mineral oil with density of 0.86 kg/dm³ to ISO 3968.

Δp varies proportional with density.

Filter housings Δp pressure drop

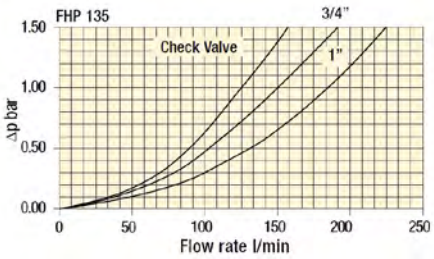

Bypass valve pressure drop

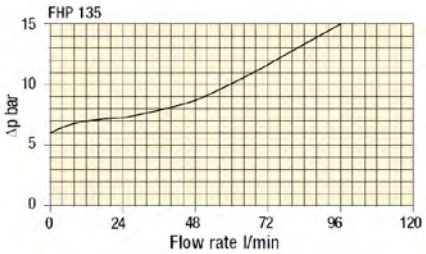

High Pressure filters

Maximum pressure up to 420 bar - Flow rate up to 750 l/min

Filter housing materials
- Head: Phosphatized cast iron
- Housing: Phosphatized steel
- Bypass valve:
  AISI 316L (FHP 010 - 011)
  Brass (FHP 065 - 135 - 320)
  Steel (FHP 500)
- Reverse Flow: Steel (FHP 320 - FHP 500)
- Check valve: Steel

Pressure
- Working pressure: 42 MPa (420 bar)
- Test pressure: 63 MPa (630 bar)
- Burst pressure: 126 MPa (1260 bar)
- Pulse pressure fatigue test: 1 000 000 cycles with pressure from 0 to 42 MPa (420 bar)

Bypass valve
- Opening pressure 600 kPa (6 bar)
- Other opening pressures on request.

Δp element type
- Microfibre filter elements - series N: 20 bar
- Microfibre filter elements - series R: 20 bar (not available for FHP 010-011 and FHP 500)
- Microfibre filter elements - series H: 210 bar
- Microfibre filter elements - series S: 210 bar (only for FHP 500)
- Wire mesh filter elements - series N: 20 bar
- Fluid flow through the filter element from OUT to IN.

Seals
- Standard NBR series A
- Optional FPM series V

Temperature
From -25 °C to +110 °C

Connections
FHP 010 - 065 - 135 - 500:
In-line Inlet/Outlet

FHP 011 - 320:
90° Inlet/Outlet

Note
FHP filters are provided for vertical mounting

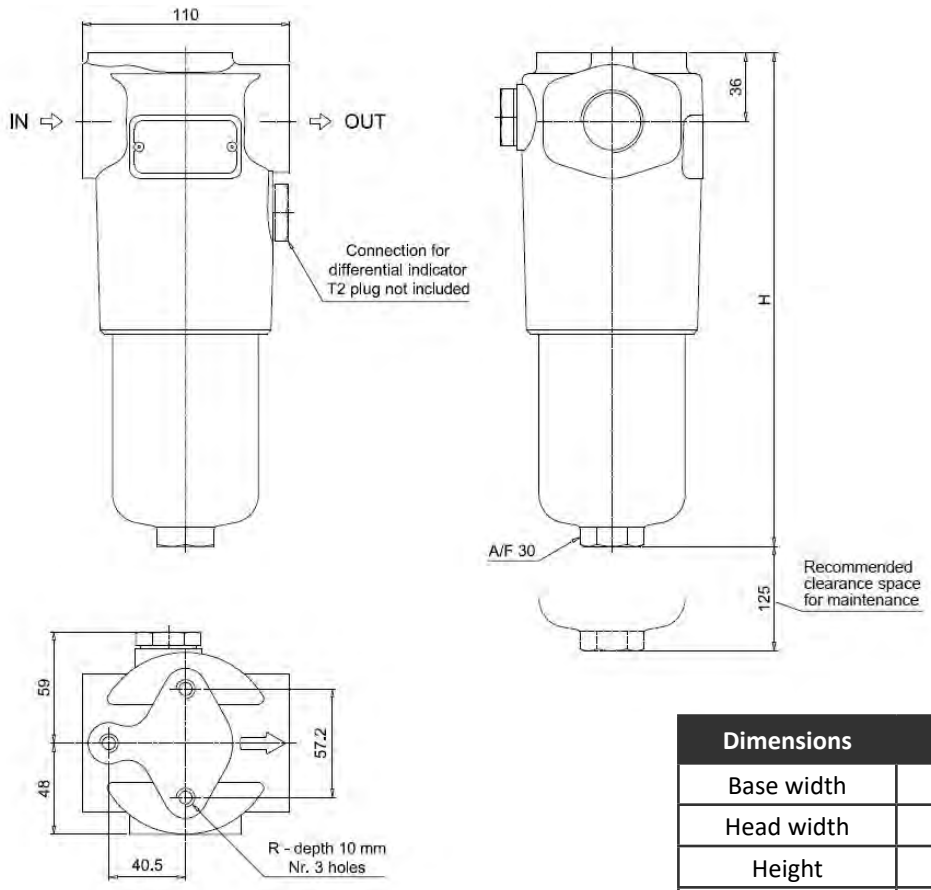

Dimensions	FHP1351	FHP1353
Base width	77mm	77mm
Head width	110mm	110mm
Height	260mm	448mm
Weight	7.11kg	9.76kg
Volume	0.43dm³	0.97dm³

FMP Series - 320 bar, 6 bar bypass

Part Number	List Price $	Port Size	Micron
FMP3202BAG1A03NP01	**2627.00**	1.1/4" BSPP	3 µm
FMP3202BAG1A06NP01	**2616.00**		6 µm
FMP3202BAG1A10NP01	**2487.00**		10 µm
FMP3202BAG1A25NP01	**2359.00**		25 µm

Filter Elements

Part Number	List Price $	Micron
HP3202A03ANP01	**721.00**	3 µm
HP3202A06ANP01	**706.00**	6 µm
HP3202A10ANP01	**582.00**	10 µm
HP3202A25ANP01	**453.00**	25 µm

Indicators

Part Number	List Price $	Type
DEA50HA50P01	**314.00**	Electrical
DVM50HP01	**283.00**	Visual

Contact us for further technical specifications

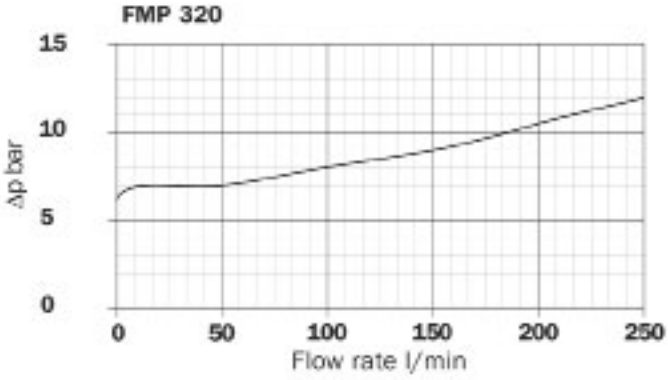

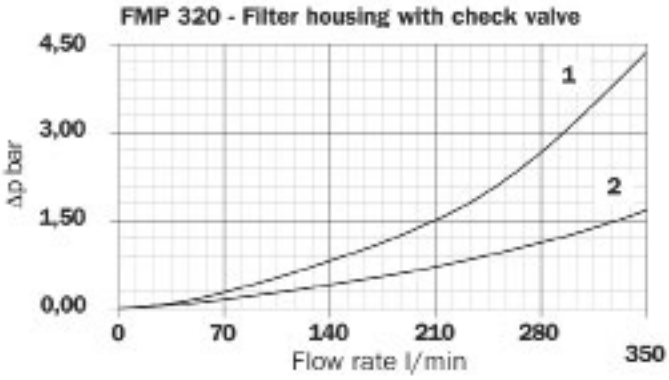

1 - Reverse flow
2 - In filter direction

High Pressure filters

Maximum pressure up to 320 bar - Flow rate up to 475 l/min

Filter housing materials
- Head: Phosphatized cast iron
- Housing: Phosphatized steel
- Bypass valve: Brass
- Reverse Flow: Steel (only for series FMP 320)
- Check valve: Steel

Pressure
- Working pressure: 32 MPa (320 bar)
- Test pressure: 48 MPa (480 bar)
- Burst pressure: 96 MPa (960 bar)
- Pulse pressure fatigue test: 1 000 000 cycles with pressure from 0 to 32 MPa (320 bar)

Bypass valve
- Opening pressure 600 kPa (6 bar)
- Other opening pressures on request.

Δp element type
- Microfibre filter elements - series N-R: 20 bar
- Microfibre filter elements - series H-S: 210 bar
- Wire mesh filter elements - series N: 20 bar
- Fluid flow through the filter element from OUT to IN.

Seals
- Standard NBR series A
- Optional FPM series V

Temperature
From -25 °C to +110 °C

Connections
In-line Inlet/Outlet

Note
FMP filters are provided for vertical mounting

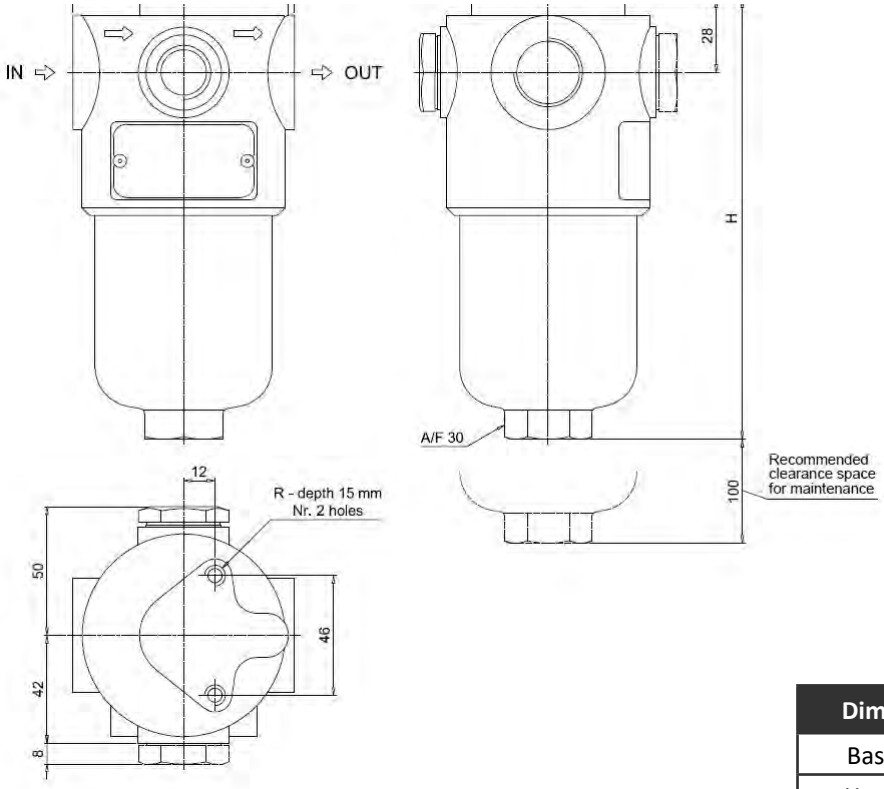

Dimensions	FMP3202
Base width	101mm
Head width	140mm
Height	386mm
Weight	13.08kg
Volume	1.75dm³

FMM Series - 420 bar, 6 bar bypass

Part Number	List Price $	Port Size	Micron
FMM0502BACA03NP01	809.00	1/2" BSPP	3 µm
FMM0502BACA06NP01	803.00		6 µm
FMM0502BACA10NP01	762.00		10 µm
FMM0502BACA25NP01	721.00		25 µm
FMM0502BADA03NP01	809.00	3/4" BSPP	3 µm
FMM0502BADA06NP01	803.00		6 µm
FMM0502BADA10NP01	762.00		10 µm
FMM0502BADA25NP01	721.00		25 µm
FMM0504BACA03NP01	968.00	1/2" BSPP	3 µm
FMM0504BACA06NP01	958.00		6 µm
FMM0504BACA10NP01	901.00		10 µm
FMM0504BACA25NP01	834.00		25 µm
FMM0504BADA03NP01	968.00	3/4" BSPP	3 µm
FMM0504BADA06NP01	958.00		6 µm
FMM0504BADA10NP01	901.00		10 µm
FMM0504BADA25NP01	834.00		25 µm

Filter Elements - FMM0502

Part Number	List Price $	Micron
HP0502A03ANP01	242.00	3 µm
HP0502A06ANP01	237.00	6 µm
HP0502A10ANP01	196.00	10 µm
HP0502A25ANP01	155.00	25 µm

Filter Elements - FMM0504

Part Number	List Price $	Micron
HP0504A03ANP01	371.00	3 µm
HP0504A06ANP01	366.00	6 µm
HP0504A10ANP01	304.00	10 µm
HP0504A25ANP01	242.00	25 µm

Indicators

Part Number	List Price $	Type
DEA50HA50P01	314.00	Electrical
DVM50HP01	283.00	Visual

Pressure drops Δp Housing

The curves are plotted using mineral oil with density of 0.86 kg/dm³ to ISO 3968.

Δp varies proportional with density.

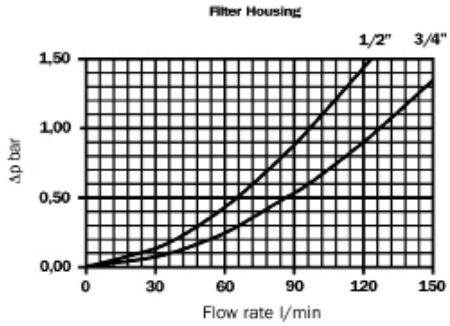

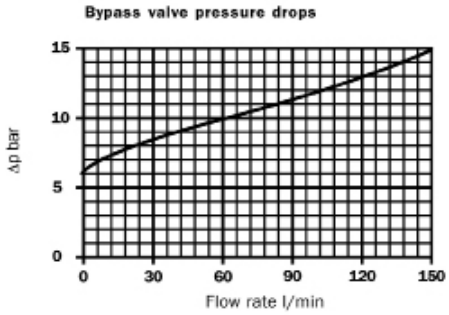

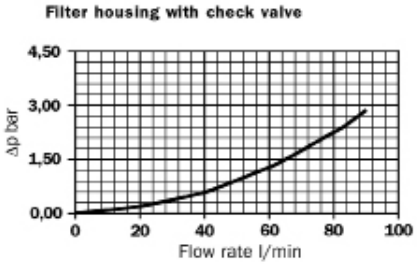

High Pressure filters

FMM 050
Maximum pressure up to 420 bar
Flow rate up to 152 l/min

Filter housing materials
- Head: Phosphatized cast iron
- Housing: Phosphatized steel
- Bypass valve: Steel

Pressure
- Working pressure: 42 MPa (420 bar)
- Test pressure: 63 MPa (630 bar)
- Burst pressure: 126 MPa (1260 bar)
- Pulse pressure fatigue test: 1 000 000 cycles with pressure from 0 to 42 MPa (420 bar)

FMM 050

Bypass valve
- Opening pressure 600 kPa (6 bar)
- Other opening pressures on request.

Δp element type
- Microfibre filter elements - series N: 20 bar
- Microfibre filter elements - series S: 210 bar
- Wire mesh filter elements - series N: 20 bar
- Fluid flow through the filter element from OUT to IN

Seals
- Standard NBR series A
- Optional FPM series V

Temperature
From -25 °C to +110 °C

Connections
In-line Inlet/Outlet

Note
Both FMM and FHA filters
are provided for vertical mounting

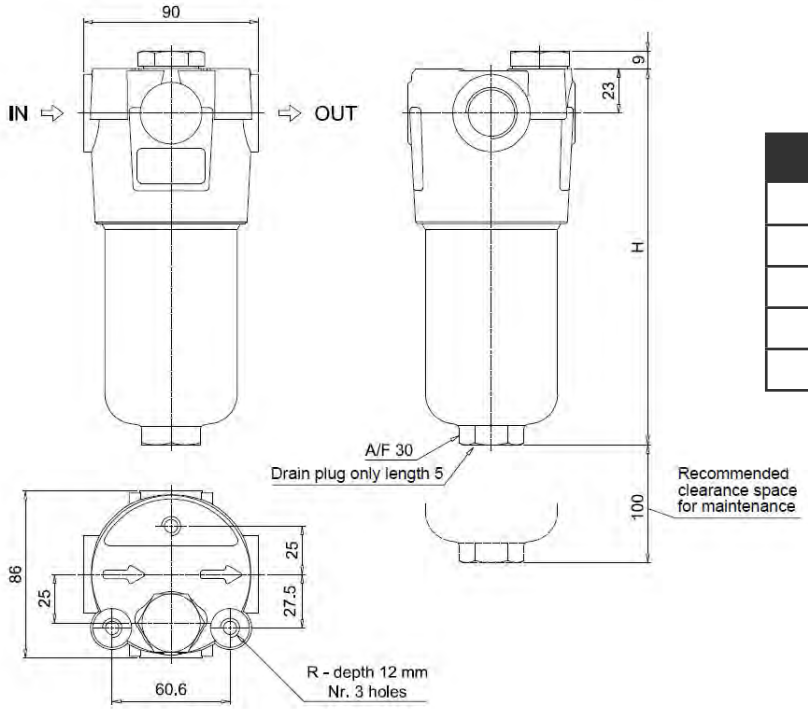

Dimensions	FMM0502	FMM0504
Base width	68mm	68mm
Head width	90mm	90mm
Height	195mm	285mm
Weight	3.48kg	4.36kg
Volume	0.48dm³	0.81dm³

Contact us for further technical specifications