

CATFORD ENGINEERING PRODUCTS

Jamestown
SA 5491

All Prices Excluding GST

Phone: 0418 641 566

www.catford.com.au sales@catford.com.au



Gauges & Test Couplings

- *Pressure Gauges & Accessories
- *Pressure Gauge Kits *Test Couplings
- *Gauge Adaptors *Test Hoses *Hose Tails
- *Pressure Switches





Lot 25, Mannanarie Road, Jamestown, South Australia 5491

PO Box 178, Jamestown, South Australia 5491



0418 641 566



sales@catford.com.au

Due to fluctuations in the Australian dollar and the economic climate, please be advised that all prices are subject to change.
Please contact us to confirm pricing.

All prices stated within are exclusive of GST
(All prices are correct as of January 1st 2022, but Catford Engineering reserve the right to change these prices without notice)

Gauges & Test Couplings

CATFORD Jamestown
SA 5491
CE ENGINEERING
PRODUCTS

Phone: 0418 641 566

www.catford.com.au sales@catford.com.au

Pressure Gauge 1.5" Radial Entry

Part #	List Price \$	Pressure Range	Thread
121-21-122-V-0Z-SK-1	61.00	-1 bar	1/4" BSPP
121-21-122-00010J-SK	55.00	0-10 bar	1/4" BSPP
121-21-122-00160J-SK	55.00	0-160 bar	1/4" BSPP
121-21-122-00250J-SK	55.00	0-250 bar	1/4" BSPP
121-21-122-00315J-SK	55.00	0-315 bar	1/4" BSPP

Pressure Gauge 2.5" Radial Entry - 1/4" BSPP

Part #	List Price \$	Pressure Range	Thread
ILX6305RLO/10	55.00	0-10 bar	1/4" BSPP
ILX6305RLO/16	55.00	0-16 bar	1/4" BSPP
ILX6305RLO/25	55.00	0-25 bar	1/4" BSPP
ILX6305RLO/40	55.00	0-40 bar	1/4" BSPP
ILX6305RLO/60	55.00	0-60 bar	1/4" BSPP
ILX6305RLO/100	55.00	0-100 bar	1/4" BSPP
ILX6305RLO/160	55.00	0-160 bar	1/4" BSPP
ILX6305RLO/250	55.00	0-250 bar	1/4" BSPP
ILX6305RLO/315	55.00	0-315 bar	1/4" BSPP
ILX6305RLO/400	55.00	0-400 bar	1/4" BSPP
ILX6305RLO/600	66.00	0-600 bar	1/4" BSPP
ILX6305RLO/700	104.00	0-700 bar	1/4" BSPP

Digital Pressure Gauge 2.5" Radial Entry - 1/4" BSPP

Part #	List Price \$	Pressure Range	Thread
SDI2.5-L-3-4-100	729.00	0-100 bar	1/4" BSPP
SDI2.5-L-3-4-400	729.00	0-400 bar	1/4" BSPP
SDI2.5-L-3-4-700	729.00	0-700 bar	1/4" BSPP

Pressure Gauge 4.0" Radial Entry - 1/4" BSPP

Part #	List Price \$	Pressure Range	Thread
ILX1005RLO/10	138.00	0-10 bar	1/2" BSPP
ILX1005RLO/16	138.00	0-16 bar	1/2" BSPP
ILX1005RLO/25	138.00	0-25 bar	1/2" BSPP
ILX1005RLO/40	138.00	0-40 bar	1/2" BSPP
ILX1005RLO/60	138.00	0-60 bar	1/2" BSPP
ILX1005RLO/100	138.00	0-100 bar	1/2" BSPP
ILX1005RLO/160	138.00	0-160 bar	1/2" BSPP
ILX1005RLO/250	138.00	0-250 bar	1/2" BSPP
ILX1005RLO/315	138.00	0-315 bar	1/2" BSPP
ILX1005RLO/400	138.00	0-400 bar	1/2" BSPP
ILX1005RLO/600	138.00	0-600 bar	1/2" BSPP
ILX1005RLO/700	210.00	0-700 bar	1/2" BSPP



121



ILX6305



SDI2.5



ILX1005

Pressure Gauge 1.5" Rear Entry

Part #	List Price \$	Pressure Range	Thread
124-21-122-V-0Z-SK-1	66.00	-1 bar	1/4" BSPP
124-21-122-00010J-SK	61.00	0-10 bar	1/4" BSPP
124-21-122-00160J-SK	61.00	0-160 bar	1/4" BSPP
124-21-122-00250J-SK	61.00	0-250 bar	1/4" BSPP
124-21-122-00315J-SK	61.00	0-315 bar	1/4" BSPP

Pressure Gauge 2.5" Rear Entry

Part #	List Price \$	Pressure Range	Thread
ILX6306VPBLO/-1	68.00	-1 bar	1/4" BSPP
ILX6306PBLO/10	61.00	0-10 bar	1/4" BSPP
ILX6306PBLO/16	61.00	0-16 bar	1/4" BSPP
ILX6306PBLO/25	61.00	0-25 bar	1/4" BSPP
ILX6306PBLO/40	61.00	0-40 bar	1/4" BSPP
ILX6306PBLO/60	61.00	0-60 bar	1/4" BSPP
ILX6306PBLO/100	61.00	0-100 bar	1/4" BSPP
ILX6306PBLO/160	61.00	0-160 bar	1/4" BSPP
ILX6306PBLO/250	61.00	0-250 bar	1/4" BSPP
ILX6306PBLO/315	61.00	0-315 bar	1/4" BSPP
ILX6306PBLO/400	61.00	0-400 bar	1/4" BSPP
ILX6306PBLO/700	110.00	0-700 bar	1/4" BSPP

Pressure Gauge 4.0" Rear Entry

Part #	List Price \$	Pressure Range	Thread
ILX1008PBLO/10	143.00	0-10 bar	1/2" BSPP
ILX1008PBLO/16	143.00	0-16 bar	1/2" BSPP
ILX1008PBLO/25	143.00	0-25 bar	1/2" BSPP
ILX1008PBLO/40	143.00	0-40 bar	1/2" BSPP
ILX1008PBLO/60	143.00	0-60 bar	1/2" BSPP
ILX1008PBLO/100	143.00	0-100 bar	1/2" BSPP
ILX1008PBLO/160	143.00	0-160 bar	1/2" BSPP
ILX1008PBLO/250	143.00	0-250 bar	1/2" BSPP
ILX1008PBLO/315	143.00	0-315 bar	1/2" BSPP
ILX1008PBLO/400	143.00	0-400 bar	1/2" BSPP
ILX1008PBLO/700	216.00	0-700 bar	1/2" BSPP



124



ILX6306



ILX1008

Pressure Gauge Accessories

Part #	List Price \$	Pressure Range
BB5-4450.000	29.00	Flange for 4" gauges (flange fitted on request)
BB3-4450.004	11.00	Flange for 2.5" gauges (flange fitted on request)
BB1-4450.000	7.00	Flange for 1.5" gauges (flange fitted on request)
BA5-4450.002	13.00	Stirrup for 4" gauges
BA3-4450.000	9.00	Stirrup for 2.5" gauges
BA1-4450.001	7.00	Stirrup for 1.5" gauges
AZ3-0000.004	18.00	Rubber gauge cover 2.5"
AZ5-0000.000	42.00	Rubber gauge cover 4.0"



Pressure Gauge Kit

Part #	List Price \$	Kit Includes:	Description
CBOXMEDS1-M	575.00	Pressure Gauges x2	Your choice
		Test Hose	Test 20x2m
		Direct Gauge Connector	1/4" Male Test 20
		Direct Gauge Connector	1/4" Female Test 20
		Test Point	1/4" BSPP
		Test Point	1/4" 18 NPTF
		Test Point	M8x1
		Test Point	M14x1.5
		Test Point	7/16" 20 UNF
		Reducing Adaptor	M10x1F - M ISO228 G3/8"
		Reducing Adaptor	M10x1F - M ISO228 G1/2"
		Anti-shock Valve	90° Entry
		Anti-shock Valve	Swivel Direct Entry



Pressure Gauge Kit

Part #	List Price \$	Kit Includes:	Description
CBOXMEDDS	1092.00	Digital Gauge	700 bar
		Test Hose	Test 20x2m
		Direct Gauge Connector	1/4" Male Test 20
		Direct Gauge Connector	1/4" Female Test 20
		Test Point	1/4" BSPP
		Test Point	1/4" 18 NPTF
		Test Point	M8x1
		Test Point	M14x1.5
		Test Point	7/16" 20 UNF
		Reducing Adaptor	M10x1F - M ISO228 G3/8"
		Reducing Adaptor	M10x1F - M ISO228 G1/2"
		Anti-shock Valve	90° Entry
		Anti-shock Valve	Swivel Direct Entry



Pressure Gauge Kit

Part #	List Price \$	Kit Includes:	Description
CBOXMED3-M	669.00	Pressure gauges x3	40 bar, 160 bar, 300 bar
		Test hose	1 x 2m
		Gauge adaptor x3	Test 20



Test Couplings (M16x2)

Part #	List Price \$	Thread		Seal Type
S10718G00C	18.00	1/8" BSPP	Male	Elastomer
S10714G00C	18.00	1/4" BSPP	Male	Elastomer
S10414G00C	18.00	1/4" BSPP	Male	Metal
S10738G00C	18.00	3/8" BSPP	Male	Elastomer
S10438G00C	18.00	3/8" BSPP	Male	Metal
S10712G00C	19.00	1/2" BSPP	Male	Elastomer
S10818280C	18.00	1/8" BSPT	Male	Elastomer
S10814190C	18.00	1/4" BSPT	Male	Elastomer
S10838190C	18.00	3/8" BSPT	Male	Elastomer
S10410X10C	18.00	M10x1	Male	Elastomer
S10612X15C	18.00	M12x1.5	Male	Elastomer
S10614X15C	18.00	M14x1.5	Male	Elastomer
S10616X15C	18.00	M16x1.5	Male	Elastomer
S10134X16C	18.00	3/4" UNO	Male	Elastomer
S10171X20C	18.00	7/16" UNO	Male	Elastomer
S10191X18C	18.00	9/16" UNO	Male	-
S10918270C	18.00	1/8" NPTF	Male	-
S10914180C	18.00	1/4" NPTF	Male	-
S10938180C	18.00	3/8" NPTF	Male	-
S11507163C	32.00	7/16" JICFS	Female	-
S11509163C	32.00	9/16" JICFS	Female	-
S11506163C	32.00	3/4" JICFS	Female	-
S115116FSC	25.00	11/16" ORFS	Female	-
S115131FSC	26.00	13/16" ORFS	Female	-
S115914G0C	34.00	1/4" BSPP	Female	-
S115916FSC	24.00	9/16" ORFS	Female	-
S11707162C	32.00	7/16" JIC Bulkhead	Male	-
S11709161C	32.00	9/16" JIC Bulkhead	Male	-



S115916FSC



S10171X20C



S11709161C

Pressure Gauge Isolators

Part #	List Price \$	Thread
ES180	44.00	1/4" BSPT Straight
ES090	44.00	1/4" BSPT 90°



ES090



ES180

Pressure Gauge Adaptors

Part #	List Price \$	Description
20140000	25.00	Test 20 Female to 1/4" BSPP Gauge Adaptor Female Swivel
20120000	34.00	Test 20 Female to 1/2" BSPP Gauge Adaptor Female Swivel
21140000	33.00	90° 1/4" BSPP Gauge Adaptor Female Swivel To Test 20 Male
21120000	35.00	90° 1/2" BSPP Gauge Adaptor Female Swivel To Test 20 Male
18140000	23.00	1/4" BSPP Gauge Adaptor To Test 20 Male Bulkhead
18120000	30.00	1/2" BSPP Gauge Adaptor To Test 20 Male Bulkhead
1814M000	10.00	1/4" BSPP Swivel Gauge Adaptor To 1/4" BSPP Male
1812M000	23.00	1/2" BSPP Swivel Gauge Adaptor To 1/2" BSPP Male
1814MBSPT	10.00	1/4" BSPP Swivel Gauge Adaptor To 1/4" BSPT Male
1812MBSPT	23.00	1/2" BSPP Swivel Gauge Adaptor To 1/2" BSPT Male
24GG0000	32.00	90° Test 20 Female Swivel to Test 20 Male
40GD0000	17.00	Test 20 Male To Test 20 Male

Note: Test 20 is M16 x2



201120000



20120000

Hose Assembly

Part #	List Price \$	Description
THA-500	33.00	Test Hose Assembly 500mm Test 20 Ends
THA-1000	35.00	Test Hose Assembly 1000mm Test 20 Ends
THA-1500	40.00	Test Hose Assembly 1500mm Test 20 Ends
THA-2000	45.00	Test Hose Assembly 2000mm Test 20 Ends
THA-2500	50.00	Test Hose Assembly 2500mm Test 20 Ends
THA-3000	55.00	Test Hose Assembly 3000mm Test 20 Ends
THA-4000	65.00	Test Hose Assembly 4000mm Test 20 Ends
THA-5000	75.00	Test Hose Assembly 5000mm Test 20 Ends
THA-6000	85.00	Test Hose Assembly 6000mm Test 20 Ends

Note: Test 20 is M16 x2



TAIL 1

RD2
(length)

TAIL 2



Note: hose assembly charge applies

Hose

Part #	List Price \$	Type	ID	OD	Max Pressure	Burst Pressure	Temperature
OORSD200	9.00	RD2	2mm	5mm	630 bar	1890 bar	-40/+100°C

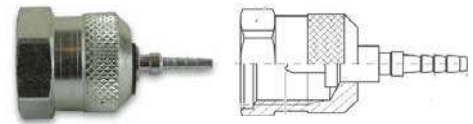
Ferrules

Part #	List Price \$	Type	Material	Max Pressure
30BT2000	2.00	RD2	Steel	600 bar
30BT2A10	10.00	RD2	Stainless	600 bar



Tails - Test Coupling

Part #	List Price \$	Type	Material	Type
31TTN600	10.00	M16x2	Steel	Straight
31TTN6A10	67.00	M16x2	Stainless	Straight
31TTN640	16.00	M16x2	Steel	45°
31TTN690	16.00	M16x2	Steel	90°



Tails - Gauges Threaded Fitting

Part #	List Price \$	Type	Material	Type
36140000	9.00	1/4" gauge	Steel	Straight
3614A100	72.00	1/4" gauge	Stainless	Straight
36120000	15.00	1/2" gauge	Steel	Straight
36140040	13.00	1/4" gauge	Steel	45°
36120040	28.00	1/2" gauge	Steel	45°
36140090	13.00	1/4" gauge	Steel	90°
36120090	28.00	1/2" gauge	Steel	90°



Tails - 60° Cone Connection BSPP

Part #	List Price \$	Type	Material	Type
38180000	9.00	G 1/8"	Steel	Straight
38140000	9.00	G 1/4"	Steel	Straight
38380000	12.00	G 3/8"	Steel	Straight
38180040	13.00	G 1/8"	Steel	45°
38140040	13.00	G 1/4"	Steel	45°
38180090	13.00	G 1/8"	Steel	90°
38140090	13.00	G 1/4"	Steel	90°



Tails - 24° Cone Connection Type DKOL



Part #	List Price \$	Type	Material	Type
35R00000	7.00	M12x1.5	Steel	Straight
35R20000	8.00	M14x1.5	Steel	Straight
35R50000	10.00	M16x1.5	Steel	Straight
35R60000	12.00	M18x1.5	Steel	Straight
35R00040	12.00	M12x1.5	Steel	45°
35R20040	13.00	M14x1.5	Steel	45°
35R50040	15.00	M16x1.5	Steel	45°
35R00090	12.00	M12x1.5	Steel	90°
35R20090	13.00	M14x1.5	Steel	90°
35R50090	15.00	M16x1.5	Steel	90°



Tails - 24° Cone Connection Type DKOLL



Part #	List Price \$	Type	Material	Type
46R00000	11.00	M8x1	Steel	Straight
46R10000	9.00	M10x1	Steel	Straight
46R10040	14.00	M10x1	Steel	45°
46R10090	14.00	M10x1	Steel	90°



Tails - 24° Cone Connection Type DKOS



Part #	List Price \$	Type	Material	Type
35R10000	7.00	M14x1.5	Steel	Straight
35R30000	8.00	M16x1.5	Steel	Straight
35R40000	9.00	M18x1.5	Steel	Straight
35R70000	12.00	M20x1.5	Steel	Straight
35R10040	12.00	M14x1.5	Steel	45°
35R30040	14.00	M16x1.5	Steel	45°
35R40040	14.00	M18x1.5	Steel	45°
35R10090	12.00	M14x1.5	Steel	90°
35R30090	14.00	M16x1.5	Steel	90°
35R40090	14.00	M18x1.5	Steel	90°



Tails - JIC 74° Cone Connection Type DKJ



Part #	List Price \$	Type	Material	Type
39160000	8.00	7/16-20" UNF	Steel	Straight
3916AI00	55.00	7/16-20" UNF	Stainless	Straight
3991J000	9.00	9/16-18" UNF	Steel	Straight
39160040	14.00	7/16-20" UNF	Steel	45°
39160090	14.00	7/16-20" UNF	Steel	90°



Tails - BSPP 60° Cone Connection

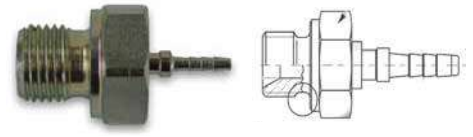


Part #	List Price \$	Type	Material	Type
44MFM180	11.00	G 1/8"	Steel	Straight
44MFM140	11.00	G 1/4"	Steel	Straight



Tails - BSPP with WD Seal

Part #	List Price \$	Type	Material	Type
44MFD180	8.00	G 1/8"	Steel	Straight
44MFD140	14.00	G 1/4"	Steel	Straight



Tails - BSPT

Part #	List Price \$	Type	Material	Type
44MFC180	8.00	R 1/8"	Steel	Straight
44MFC140	13.00	R 1/4"	Steel	Straight



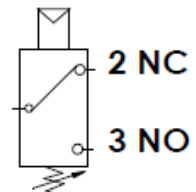
Tails - ORFS Female Thread

Part #	List Price \$	Type	Material	Type
5991F000	9.00	9/18-18" UNF	Steel	Straight
5991F040	14.00	9/18-18" UNF	Steel	45°
5991F090	14.00	9/18-18" UNF	Steel	90°



Pressure Switches

Part #	List Price \$	Pressure Range	Thread	Voltage	Contact
4010116	103.00	50-150 bar	1/8" BSPT	< 48v	NO
4010117	103.00	100-300 bar	1/8" BSPT	< 48v	NO
4020116	103.00	50-150 bar	1/8" BSPT	< 48v	NC
4020117	103.00	100-300 bar	1/8" BSPT	< 48v	NC
4110110	62.00	0.1-1 bar	1/8" BSPT	< 48v	NO
4110112	62.00	1-10 bar	1/8" BSPT	< 48v	NO
4110113	62.00	10-20 bar	1/8" BSPT	< 48v	NO
4110114	62.00	20-50 bar	1/8" BSPT	< 48v	NO
4120110	62.00	0.1-1 bar	1/8" BSPT	< 48v	NC
4120112	62.00	1-10 bar	1/8" BSPT	< 48v	NC
4120113	62.00	10-20 bar	1/8" BSPT	< 48v	NC
4120114	62.00	20-50 bar	1/8" BSPT	< 48v	NC



Pressure Switches

Part #	List Price \$	Pressure Range	Thread	Voltage	Contact
69223015	368.00	8-150 bar	1/4" BSPPF	< 250v	NO/NC
69223016	368.00	40-400 bar	1/4" BSPPF	< 250v	NO/NC



Pressure Switch Accessories

Part #	List Price \$	Description
3015001	10.00	Rubber Protective Cap for Pressure Switch IP65
3900001	12.00	Plastic Protective cap for Pressure Switches IP65
3900200	18.00	Din Plug for Pressure Switches IP65

