

CATFORD

Jamestown

SA 5491

ENGINEERING PRODUCTS

All Prices Excluding GST

Phone: 0418 641 566

www.catford.com.au sales@catford.com.au

ASA Coolers & Accessories

*Lowline *TT Rail *ASA *CC *Connector Kits

*Brazen Plate Heat Exchangers

*Compensators *Vibration Mounts *Pump Units





Lot 25, Mannanarie Road, Jamestown, South Australia 5491

PO Box 178, Jamestown, South Australia 5491



0418 641 566



sales@catford.com.au

Due to fluctuations in the Australian dollar and the economic climate, please be advised that all prices are subject to change.
Please contact us to confirm pricing.

All prices stated within are exclusive of GST
(All prices are correct as of January 1st 2024, but Catford Engineering reserve the right to change these prices without notice)

ASA Coolers and Accessories

CATFORD Jamestown
SA 5491
CE ENGINEERING
PRODUCTS













Phone: 0418 641 566

www.catford.com.au sales@catford.com.au

COOLERS & ACCESSORIES

ASA STANDARD SERIES OVERVIEW



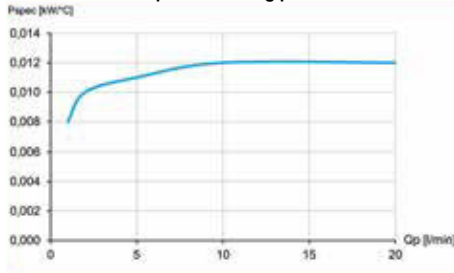
	Low Line Series				TT-Rail Series								ASA Series							
	LL 03	LL 06	LL 08	TT 07	TT 11	TT 13	TT 16	TT 20	TT 21	TT 25	TT 30	TT 36	TT 40	ASA 0177	ASA 0257	ASA 0367	ASA 0467	ASA 0567	ASA 0727	ASA 0927
DC 	●	●	●	●	●	●	●	●	●	●	●	●	●	●	●	-	-	-	-	
DC Brushless 	-	○	○	○	○	○	○	○	○	○	○	○	○	○	○	-	-	-	-	
AC 	●	●	●	●	●	●	-	●	●	-	●	-	●	●	●	●	●	●	●	
AC Compact 	●	●	●	●	●	●	-	-	-	-	-	-	-	-	-	-	-	-	-	
CC Offline 	-	-	-	●	●	-	●	-	-	●	-	●	-	●	●	●	●	-	-	
Hydraulic 	-	-	-	○	●	-	●	-	-	●	-	●	-	●	●	●	●	●	●	
Pressure Bypass 	○	○	○	○	○	○	○	○	○	○	○	○	○	○	○	○	○	○	○	○
Thermo Bypass 	-	-	-	○	○	○	○	○	○	○	○	○	○	○	○	○	○	○	○	-
DC Fan Speed Control 	●	●	●	●	●	●	●	●	●	●	●	●	●	●	●	-	-	-	-	
																				
	Low Line Series				TT-Rail Series								ASA Series							

- not available ● available as standard ○ on request (or standard with different part #)

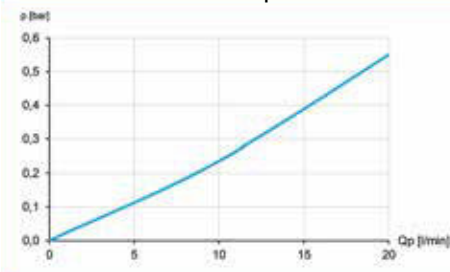
ASA0013 Low Line Series

Part #	List Price \$	Voltage	Current	Ports	Max Pressure	Dimensions (mm)		
						H	W	D
ASA0013GD01	929.00	12v DC	0.30a	1/2" BSPP	26 Bar	119	120	92
ASA0013GD02	929.00	24v DC	0.15a	1/2" BSPP	26 Bar	119	120	92
ASA0013GE01	657.00	240v AC	0.12a	1/2" BSPP	26 Bar	119	120	92

Specific cooling performance



Pressure drop at 30°C

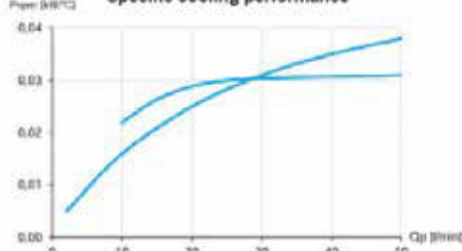


Options on page 399

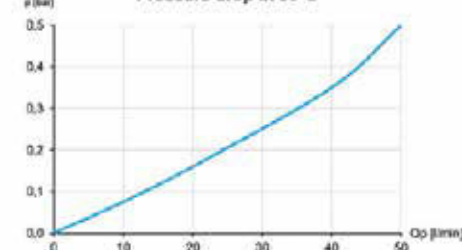
ASA0023 Low Line Series

Part #	List Price \$	Voltage	Current	Ports	Max Pressure	Dimensions (mm)		
						H	W	D
ASA0023GD01	814.00	12v DC	5.4a	3/4" BSPP	26 Bar	180	229	98
ASA0023GD02	814.00	24v DC	2.7a	3/4" BSPP	26 Bar	180	229	98
ASA0023GE02	1031.00	240v AC	0.25a	3/4" BSPP	26 Bar	180	229	98

Specific cooling performance



Pressure drop at 30°C



ASA0023GD



ASA0023GE

Options on page 399

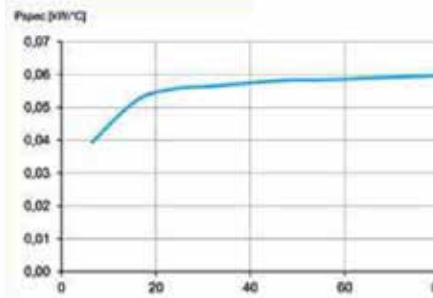
ASA0033 Low Line Series

Part #	List Price \$	Voltage	Current	Ports	Max Pressure	Dimensions (mm)		
						H	W	D
ASA0033GD01	842.00	12v DC	5.4a	3/4" BSPP	26 Bar	239	212	115
ASA0033GD02	842.00	24v DC	2.7a	3/4" BSPP	26 Bar	239	212	115
ASA0033GI02	1352.00	230/400v AC	0.2a	3/4" BSPP	26 Bar	239	214	143

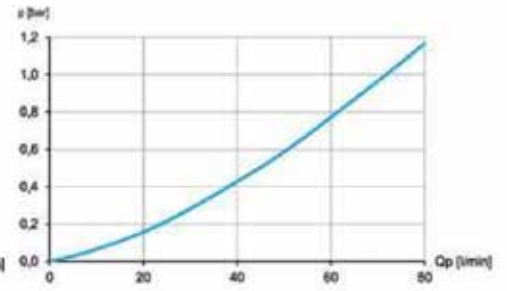


12v/24v DC

Specific cooling performance

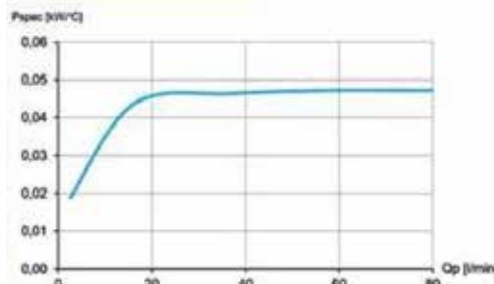


Pressure drop at 30°C

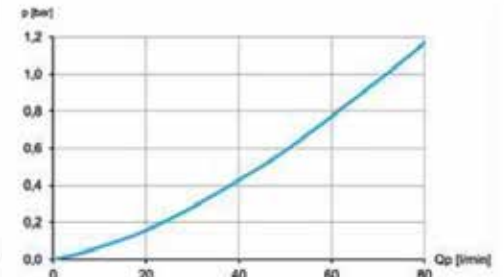


230v/400v AC

Specific cooling performance



Pressure drop at 30°C



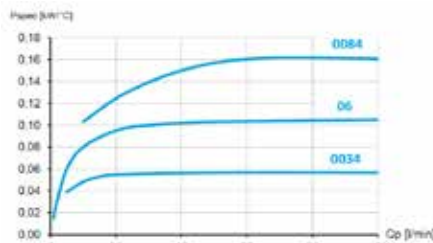
Low Line Series AC Compact

Part #	List Price \$	Voltage	Current	Bypass	Ports	Max Pressure	Dimensions (mm)		
							H	W	D
ASA0034GC2E	1318.00	240v AC	0.25a	n/a	3/4" BSPP	26 Bar	255	250	246
ASA0034GC2EBP	1378.00	240v AC	0.25a	Internal	3/4" BSPP	26 Bar	255	250	246
ASATT06GC2E	1769.00	240v AC	0.45a	n/a	3/4" BSPP	26 Bar	290	323	226
ASATT06GC2EBP	1799.00	240v AC	0.45a	Internal	3/4" BSPP	26 Bar	290	323	226
ASA0084GC2E	2301.00	240v AC	0.55a	n/a	1" BSPP	26 Bar	380	386	226
ASA0084GC2EBP	2380.00	240v AC	0.55a	Internal	1" BSPP	26 Bar	380	386	226

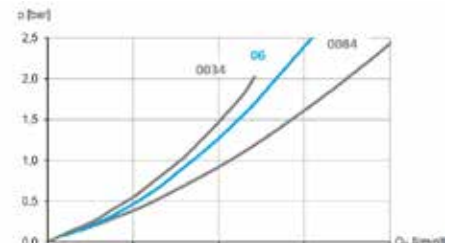
Options on page 399



Specific cooling performance



Pressure drop at 30°C



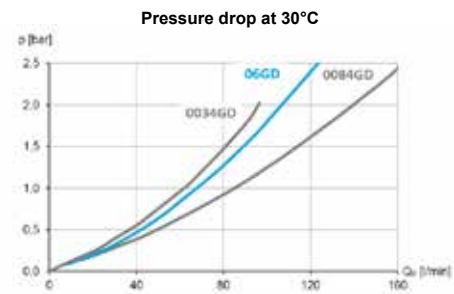
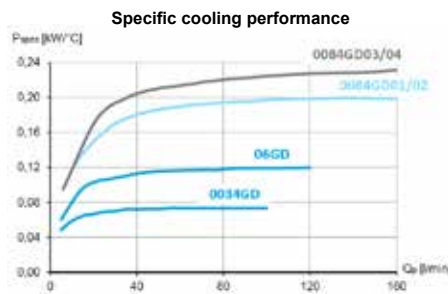
Low Line Series DC

Part #	List Price \$	Voltage	Current	Bypass	Ports	Max Pressure	Dimensions (mm)		
							H	W	D
ASA0034GD01	1081.00	12v DC	8.5a	n/a	3/4" BSPP	26 Bar	255	250	134
ASA0034GD01BP	1142.00	12v DC	8.5a	Internal	3/4" BSPP	26 Bar	255	250	134
ASA0034GD02	1081.00	24v DC	4.2a	n/a	3/4" BSPP	26 Bar	255	250	134
ASA0034GD02BP	1142.00	24v DC	4.2a	Internal	3/4" BSPP	26 Bar	255	250	134
ASATT06GD03	1039.00	12v DC	7.4a	n/a	3/4" BSPP	26 Bar	290	320	145
ASATT06GD03BP	1170.00	12v DC	7.4a	Internal	3/4" BSPP	26 Bar	290	320	145
ASATT06GD04	1039.00	24v DC	3.7a	n/a	3/4" BSPP	26 Bar	290	320	145
ASATT06GD04BP	1170.00	24v DC	3.7a	Internal	3/4" BSPP	26 Bar	290	320	145
ASA0084GD01	1428.00	12v DC	12.2a	n/a	1" BSPP	26 Bar	380	386	136
ASA0084GD01BP	1474.00	12v DC	12.2a	Internal	1" BSPP	26 Bar	380	386	136
ASA0084GD02	1428.00	24v DC	5.6a	n/a	1" BSPP	26 Bar	380	386	136
ASA0084GD02BP	1474.00	24v DC	5.6a	Internal	1" BSPP	26 Bar	380	386	136
ASA0084GD03	1365.00	12v DC	21.2a	n/a	1" BSPP	26 Bar	380	386	157
ASA0084GD03BP	1521.00	12v DC	21.2a	Internal	1" BSPP	26 Bar	380	386	157
ASA0084GD04	1474.00	24v DC	10.6a	n/a	1" BSPP	26 Bar	380	386	157
ASA0084GD04BP	1521.00	24v DC	10.6a	Internal	1" BSPP	26 Bar	380	386	157
NEW ASA0144GD01	1586.00	12v DC	21.2a	n/a	1" BSPP	26 Bar	460	466	176
NEW ASA0144GD01BP	1586.00	12v DC	21.2a	Internal	1" BSPP	26 Bar	460	466	176
NEW ASA0144GD02	1586.00	24v DC	11.4a	n/a	1" BSPP	26 Bar	460	466	176
NEW ASA0144GD02BP	1586.00	24v DC	11.4a	Internal	1" BSPP	26 Bar	460	466	176

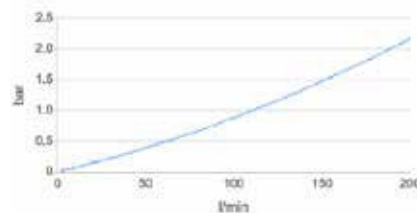
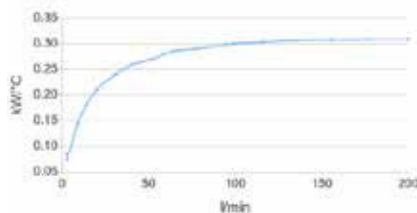


Options on page 399

0034/06/0084



0144



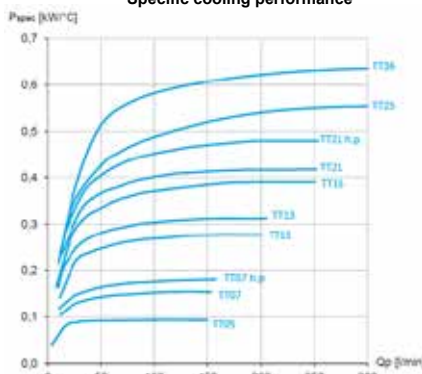
TT Rail Series - DC

Part #	List Price \$	Voltage	Current	Bypass	Max Pressure	Dimensions (mm)		
						H	W	D
ASATT07RD01	1231.00	12v	10.4a	n/a	26 Bar	300	320	160
ASATT07RD02	1231.00	24v	5.2a	n/a	26 Bar	300	320	160
ASATT07RD03	1329.00	12v	16.2a	n/a	26 Bar	300	320	176
ASATT07RD04	1329.00	24v	8.1a	n/a	26 Bar	300	320	176
ASATT11RD01	1518.00	12v	20.8a	n/a	26 Bar	340	380	175
ASATT11RD02	1518.00	24v	10.4a	n/a	26 Bar	340	380	175
ASATT13RD01	1875.00	12v	20.8a	n/a	26 Bar	420	405	205
ASATT13RD02	1875.00	24v	10.4a	n/a	26 Bar	420	405	205
ASATT16RD01	2232.00	12v	18.6a	n/a	26 Bar	465	460	190
ASATT16RD02	2232.00	24v	9.3a	n/a	26 Bar	465	460	190
ASATT21RD01	2599.00	12v	18.6a	n/a	26 Bar	605	460	243
ASATT21RD02	2599.00	24v	9.3a	n/a	26 Bar	605	460	243
ASATT25RD01	3076.00	12v	18.6a	n/a	26 Bar	605	555	257
ASATT25RD02	3076.00	24v	9.3a	n/a	26 Bar	605	555	257
ASATT36RD01	3730.00	12v	2 x 22.6a	n/a	26 Bar	605	730	250
ASATT36RD02	3730.00	24v	2 x 11.4a	n/a	26 Bar	605	730	250
ASATT07RD01BP	1607.00	12v	10.4a	2 bar *	26 Bar	300	320	160
ASATT07RD02BP	1607.00	24v	5.2a	2 bar *	26 Bar	300	320	160
ASATT07RD03BP	1707.00	12v	16.2a	2 bar *	26 Bar	300	320	176
ASATT07RD04BP	1707.00	24v	8.1a	2 bar *	26 Bar	300	320	176
ASATT11RD01BP	1796.00	12v	20.8a	2 bar *	26 Bar	340	380	175
ASATT11RD02BP	1796.00	24v	10.4a	2 bar *	26 Bar	340	380	175
ASATT13RD01BP	2103.00	12v	20.8a	2 bar *	26 Bar	420	405	205
ASATT13RD02BP	2103.00	24v	10.4a	2 bar *	26 Bar	420	405	205
ASATT16RD01BP	2401.00	12v	18.6a	2 bar *	26 Bar	465	460	190
ASATT16RD02BP	2401.00	24v	9.3a	2 bar *	26 Bar	465	460	190
ASATT21RD01BP	2798.00	12v	18.6a	2 bar *	26 Bar	605	460	243
ASATT21RD02BP	2798.00	24v	9.3a	2 bar *	26 Bar	605	460	243
ASATT25RD01BP	3265.00	12v	18.6a	2 bar *	26 Bar	605	555	257
ASATT25RD02BP	3265.00	24v	9.3a	2 bar *	26 Bar	605	555	257
ASATT36RD01BP	4574.00	12v	2 x 22.6a	2 bar *	26 Bar	605	730	250
ASATT36RD02BP	4574.00	24v	2 x 11.4a	2 bar *	26 Bar	605	730	250

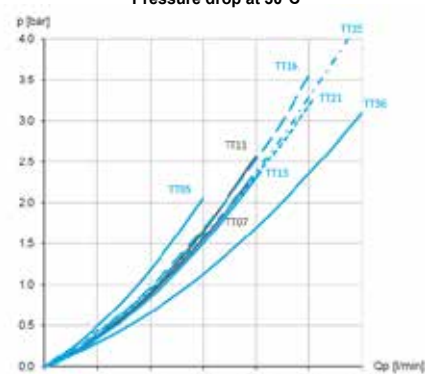


* 1 or 5 bar bypass available on request

Specific cooling performance



Pressure drop at 30°C

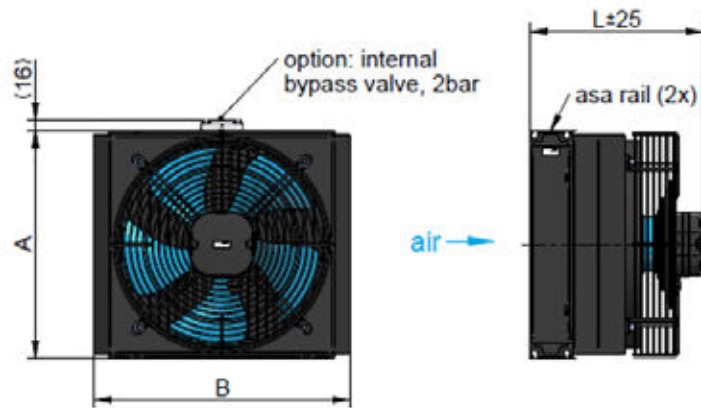


Must use with connector kits for ports - see page 396

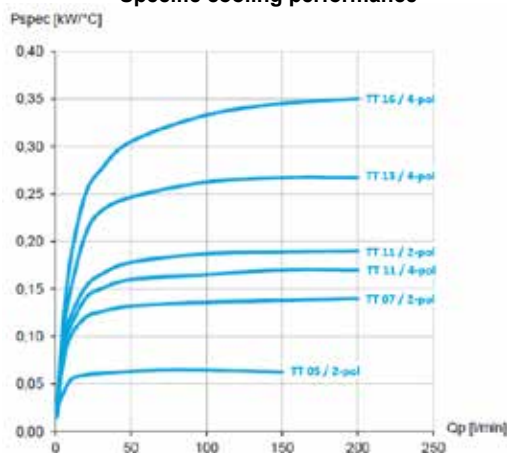
TT Rail Series Compact - 240v AC (Motor included)

Part #	List Price \$	Voltage	Current	Bypass	Max Pressure	Dimensions (mm)		
						A	B	L
ASATT07RC2E	1779.00	240v	0.45a	n/a	26 Bar	300	325	260
ASATT11RC4E	1953.00	240v	0.42a	n/a	26 Bar	340	385	260
ASATT11RC2E	1981.00	240v	0.55a	n/a	26 Bar	340	385	260
ASATT13RC4E	2583.00	240v	0.66a	n/a	26 Bar	420	410	260
ASATT16RC4E	3002.00	240v	0.85a	n/a	26 Bar	465	465	285
ASATT07RC2EBP	2142.00	240v	0.45a	2 bar*	26 Bar	300	325	260
ASATT11RC4EBP	2184.00	240v	0.42a	2 bar*	26 Bar	340	385	260
ASATT11RC2EBP	2184.00	240v	0.55a	2 bar*	26 Bar	340	385	260
ASATT13RC4EBP	2767.00	240v	0.66a	2 bar*	26 Bar	420	410	260
ASATT16RC4EBP	3103.00	240v	0.85a	2 bar*	26 Bar	465	465	285

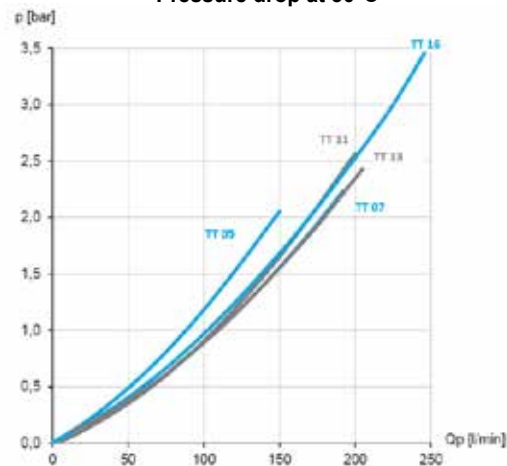
* 1 or 5 bar bypass available on request



Specific cooling performance



Pressure drop at 30°C



Options on page 399

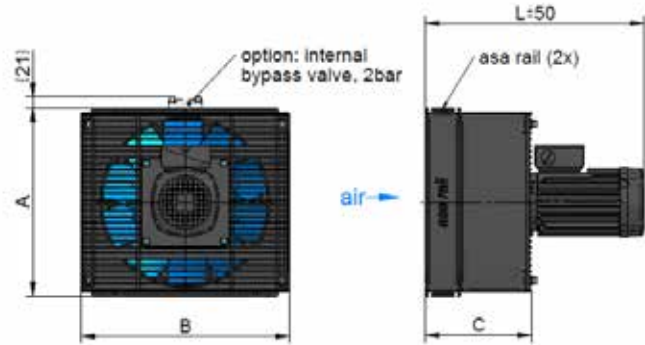


Must use with connector kits for ports - see page 396

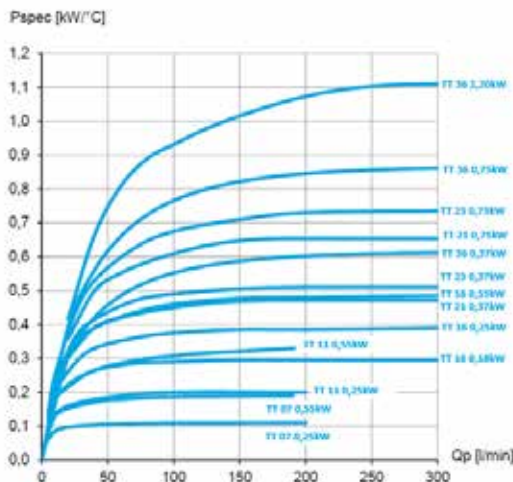
TT Rail Series - 240v/415v AC (Motor not included)

Part #	List Price \$	Motor Size	Bypass	Max Pressure	Dimensions (mm)			
					A	B	C	L
ASATT07RA00NM	1727.00	0.25kW 4P / 0.55kW 2P, D71 (B14)	n/a	26 Bar	300	320	193	396
ASATT11RA00NM	2143.00	0.25kW 4P / 0.55kW 2P, D71 (B14)	n/a	26 Bar	340	380	193	398
ASATT16RA40NM	3175.00	0.18kW 6P / 0.25kW 4P, D71 (B14)	n/a	26 Bar	465	462	219	414
ASATT16RA20NM	3245.00	0.55kW 2P, D71 (B14)	n/a	26 Bar	465	462	219	414
ASATT21RA00NM	4237.00	0.37kW 6P / 0.75kW 4P, D80 (B14)	n/a	26 Bar	605	558	222	444
ASATT25RA00NM	4329.00	0.37kW 6P / 0.75kW 4P, D80 (B14)	n/a	26 Bar	605	558	219	440
ASATT07RA00BPNM	2360.00	0.25kW 4P / 0.55kW 2P, D71 (B14)	2 bar*	26 Bar	300	320	193	396
ASATT11RA00BPNM	2521.00	0.25kW 4P / 0.55kW 2P, D71 (B14)	2 bar*	26 Bar	340	380	193	398
ASATT16RA40BPNM	3334.00	0.18kW 6P / 0.25kW 4P, D71 (B14)	2 bar*	26 Bar	465	462	219	414
ASATT16RA20BPNM	3413.00	0.55kW 2P, D71 (B14)	2 bar*	26 Bar	465	462	219	414
ASATT21RA00BPNM	4405.00	0.37kW 6P / 0.75kW 4P, D80 (B14)	2 bar*	26 Bar	605	558	222	444
ASATT25RA00BPNM	4499.00	0.37kW 6P / 0.75kW 4P, D80 (B14)	2 bar*	26 Bar	605	558	219	440

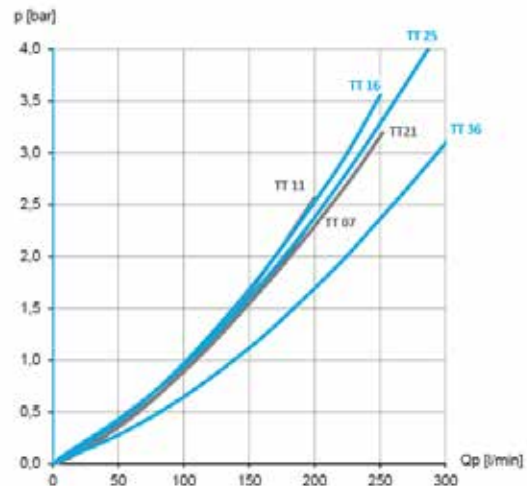
* 1 or 5 bar bypass available on request



Specific cooling performance



Pressure drop at 30°C



Options on page 399

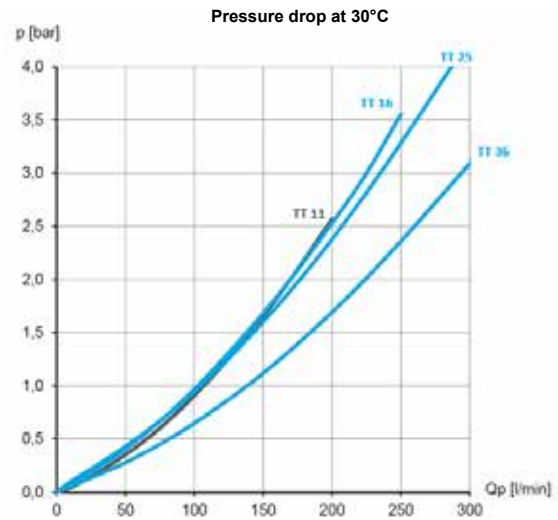
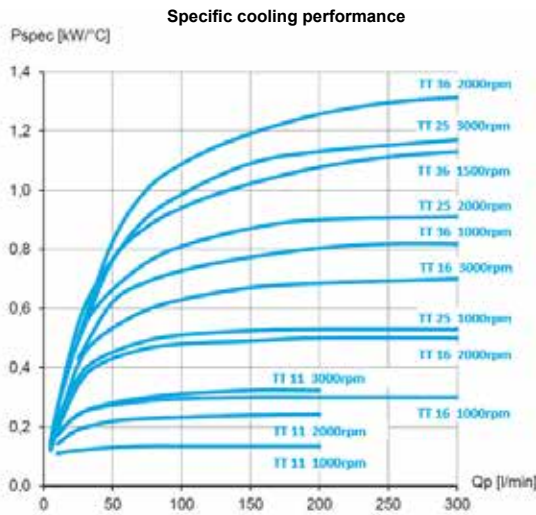
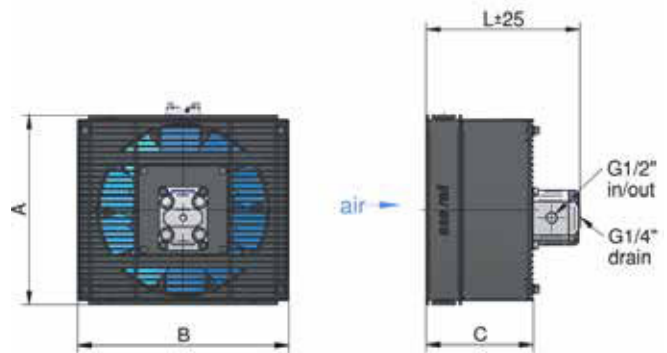


Must use with connector kits for ports - see page 396

TT Rail Series - Hydraulic Drive

Part #	List Price \$	Motor Size	Bypass	Max Pressure	Dimensions (mm)			
					A	B	C	L
ASATT11RH11	3325.00	Group 2 DIN 11cc	n/a	26 bar	340	380	194	276
ASATT16RH11	4255.00	Group 2 DIN 11cc	n/a	26 bar	465	462	219	292
ASATT25RH11	5125.00	Group 2 DIN 11cc	n/a	26 bar	605	558	219	292
ASATT36RH11	5983.00	Group 2 DIN 11cc	n/a	26 bar	605	736	239	367
ASATT11RH11BP	3585.00	Group 2 DIN 11cc	2 bar*	26 bar	340	380	194	276
ASATT16RH11BP	4469.00	Group 2 DIN 11cc	2 bar*	26 bar	465	462	219	292
ASATT25RH11BP	5458.00	Group 2 DIN 11cc	2 bar*	26 bar	605	558	219	292
ASATT36RH11BP	6317.00	Group 2 DIN 11cc	2 bar*	26 bar	605	736	239	367

* 1 or 5 bar bypass available on request



Options on page 399

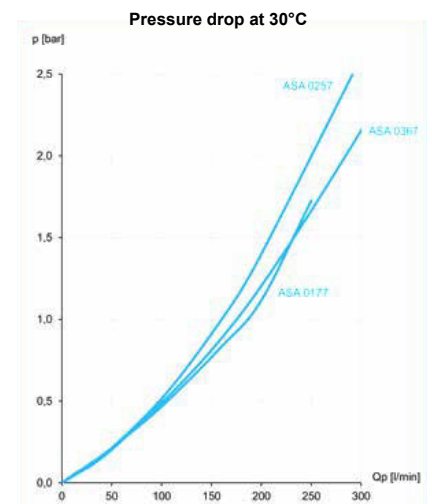
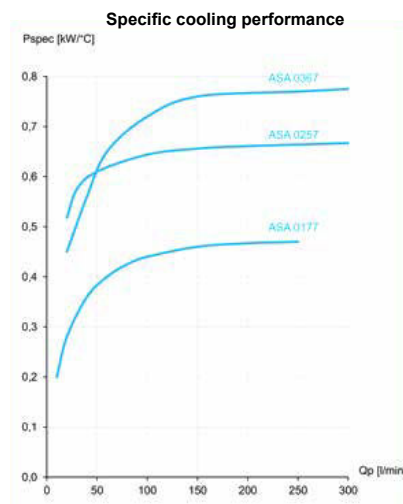
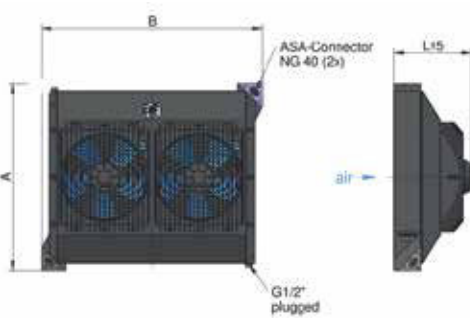


Must use with connector kits for ports - see page 396

ASA Series - DC

Part #	List Price \$	Voltage	Current	Bypass	Max Pressure	Dimensions (mm)		
						A	B	L
ASA0177AD01	3185.00	12v	18.6a	n/a	26 Bar	470	590	228
ASA0177AD02	3185.00	24v	9.3a	n/a	26 Bar	470	590	228
ASA0257AD01	4422.00	12v	20.8a	n/a	26 Bar	555	690	259
ASA0257AD02	4422.00	24v	10.4a	n/a	26 Bar	555	690	259
ASA0257AD03	5083.00	12v	2 x 20.8a	n/a	26 Bar	555	690	259
ASA0257AD04	5083.00	24v	2 x 10.4a	n/a	26 Bar	555	690	259
ASA0367AD01	5884.00	12v	2 x 20.8a	n/a	26 Bar	650	770	271
ASA0367AD02	5884.00	24v	2 x 10.4a	n/a	26 Bar	650	770	271
ASA0177AD01BP	3234.00	12v	18.6a	2 bar	26 Bar	470	590	228
ASA0177AD02BP	3234.00	24v	9.3a	2 bar	26 Bar	470	590	228
ASA0257AD03BP	5194.00	12v	2 x 20.8a	2 bar	26 Bar	555	690	259
ASA0257AD04BP	5194.00	24v	2 x 10.4a	2 bar	26 Bar	555	690	259
ASA0367AD01BP	6056.00	12v	2 x 20.8a	2 bar	26 Bar	650	770	271
ASA0367AD02BP	6056.00	24v	2 x 10.4a	2 bar	26 Bar	650	770	271

* 0.5 or 3.5 bar bypass available on request



Options on page 399

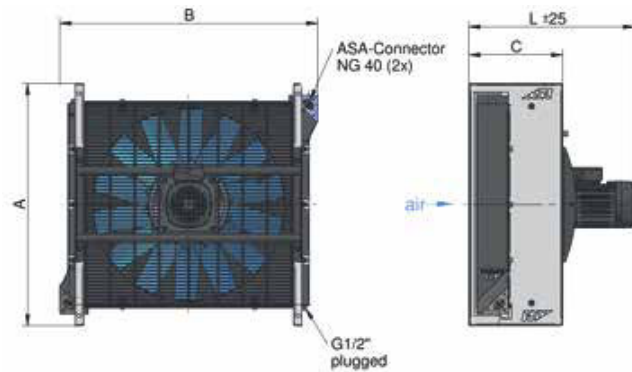
asa
MADE IN EUROPE



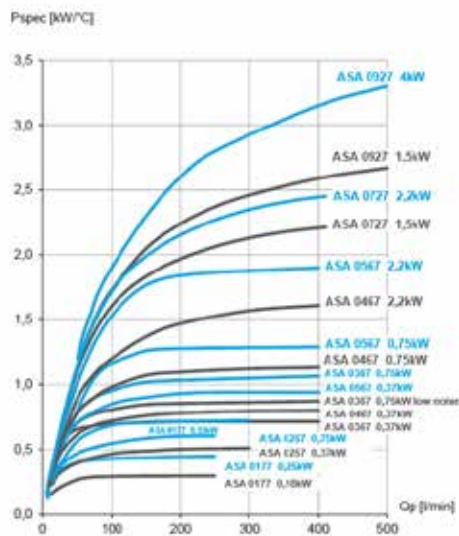
Must use with connector kits for ports - see page 396

ASA Series - 240/415v AC (Motor not included)

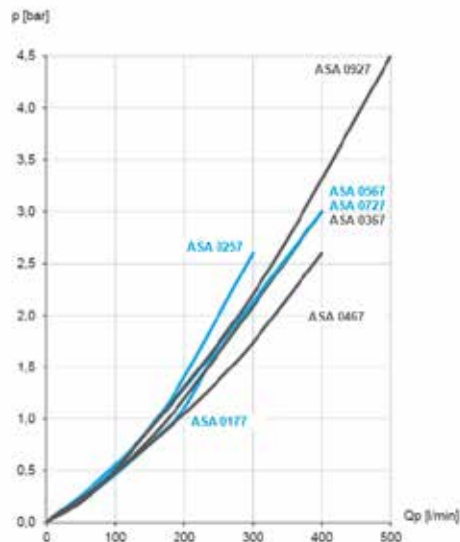
Part #	List Price \$	Motor Size	Bypass	Dimensions (mm)			
				A	B	C	L
ASA0177AA20NM	4247.00	0.55kW 2P - D71(B14)	26 Bar	530	582	260	486
ASA0177AA40NM	4154.00	0.25kW 4P 0.18kW 6P - D71(B14)	26 Bar	530	582	260	486
ASA0257AA47NM	5054.00	0.75kW 4P - D80(B14)	26 Bar	635	682	270	520
ASA0257AA66NM	5054.00	0.37kW 6P - D80(B14)	26 Bar	635	682	270	520
ASA0367AA46NM	5973.00	0.75kW 4P - D80(B14)	26 Bar	720	762	280	533
ASA0367AA66NM	5973.00	0.37kW 6P - D80(B14)	26 Bar	720	762	280	533
ASA0467AA47NM	8404.00	0.75kW 4P - D80(B14)	26 Bar	785	837	290	550
ASA0467AA66NM	8404.00	0.37kW 6P - D80(B14)	26 Bar	785	837	290	550
ASA0567AA47NM	8625.00	0.75kW 4P - D80(B14)	26 Bar	860	920	290	543
ASA0567AA66NM	7986.00	0.37kW 6P - D80(B14)	26 Bar	860	920	290	543
ASA0727AA4ANM	11610.00	2.2kW 6P - D100(B14)	26 Bar	960	1012	360	640
ASA0727AA6ANM	11462.00	1.5kW 6P - D100(B14)	26 Bar	960	1012	360	640
ASA0927AA6ANM	12422.00	1.5kW 2P - D100(B14)	26 Bar	1100	1170	320	664



Specific cooling performance



Pressure drop at 30°C



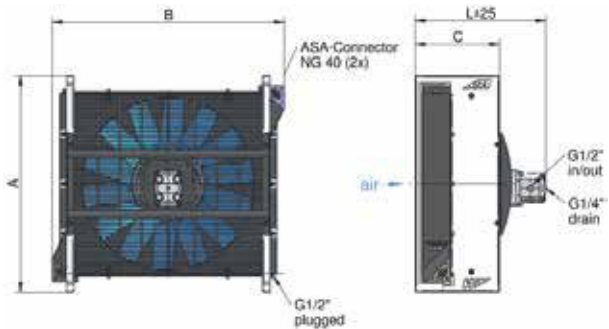
Options on page 399



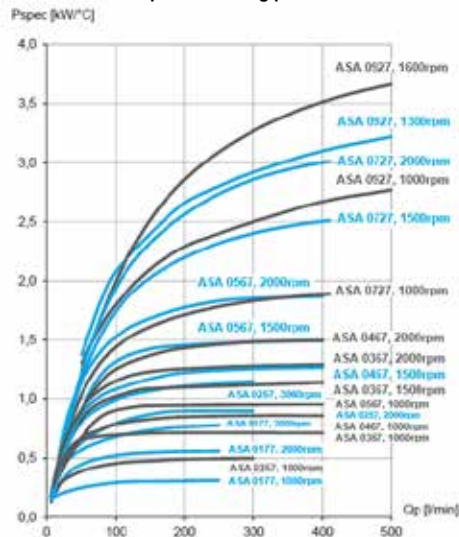
Must use with connector kits for ports - see page 396

ASA Series - Hydraulic Drive

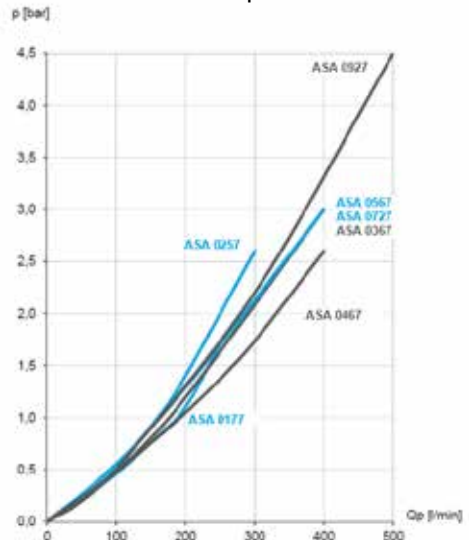
Part #	List Price \$	Motor Size	Bypass	Dimensions (mm)		
				A	B	L
ASA0177AH11	5255.00	Group 2 DIN 11cc	26 bar	530	582	364
ASA0257AH11	6231.00	Group 2 DIN 11cc	26 bar	635	682	383
ASA0367AH11	8268.00	Group 2 DIN 11cc	26 bar	720	762	430
ASA0467AH11	10452.00	Group 2 DIN 11cc	26 bar	785	837	448
ASA0567AH11	10522.00	Group 2 DIN 11cc	26 bar	860	920	448
ASA0727AH11	12610.00	Group 2 DIN 11cc	26 bar	960	1012	521
ASA0927AH11	14575.00	Group 2 DIN 11cc	26 bar	1100	1170	475



Specific cooling performance



Pressure drop at 30°C



Options on page 399



Must use with connector kits for ports - see page 396

TT Series Connector Kit


Part #	List Price \$	Port Size	Type
ILLZSET5G25	234.00	1" BSPP	2 x 90°
ILLZSET5G32	313.00	1.1/4" BSPP	2 x 90°
ILLZSET5G25A	234.00	1" BSPP	2 x Straight
ILLZSET5G25B	234.00	1" BSPP	1 x 90°, 1 x Straight



ILLZSET5G25A



ILLZSET5G25B



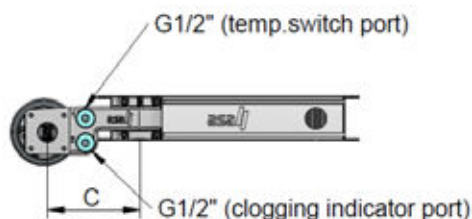

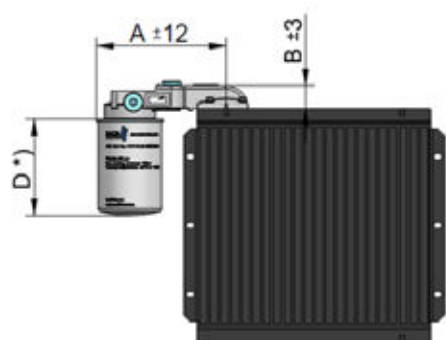
ASA Series Connectors

Part #	List Price \$	Port Size	Type
ILLZASA32G32	90.00	1.1/4" BSPP	2 connectors required per cooler
ILLZASA40G40	110.00	1.1/2" BSPP	2 connectors required per cooler
ILLZASA32U20	90.00	1.5/8" UNO	2 connectors required per cooler
ILLZASA40U24	110.00	1.7/8" UNO	2 connectors required per cooler
ILLZASA40-40G12	90.00	1/2" port sandwich plate	



Rail Filter Series

Part #	List Price \$	Spin-on Port Size	Max Flow	Micron	Bypass	Dimensions (mm)			
						A	B	C	D
ILLZRF11G2010	660.00	3/4" BSPP	60 lpm	10µm	2 bar	188	33	135	146
ILLZRF11G2025	660.00	3/4" BSPP	60 lpm	25µm	2 bar	188	33	135	146
ILLZRF12G2010	674.00	3/4" BSPP	100 lpm	10µm	2 bar	188	33	135	191
ILLZRF12G2025	674.00	3/4" BSPP	100 lpm	25µm	2 bar	188	33	135	191
ILLZRF21G3210	812.00	1.1/4" BSPP	180 lpm	10µm	2 bar	228	47	160	181
ILLZRF21G3225	812.00	1.1/4" BSPP	180 lpm	25µm	2 bar	228	47	160	181
ILLZRF22G3210	860.00	1.1/4" BSPP	220 lpm	10µm	2 bar	228	47	160	240
ILLZRF22G3225	860.00	1.1/4" BSPP	220 lpm	25µm	2 bar	228	47	160	240
HFZVEG15	356.00	Electrical clogging indicator G 1/2"							
HFZVOG15	277.00	Optical clogging indicator G 1/2"							



*) depending on the make of the filter element

Filters not included - see page 357

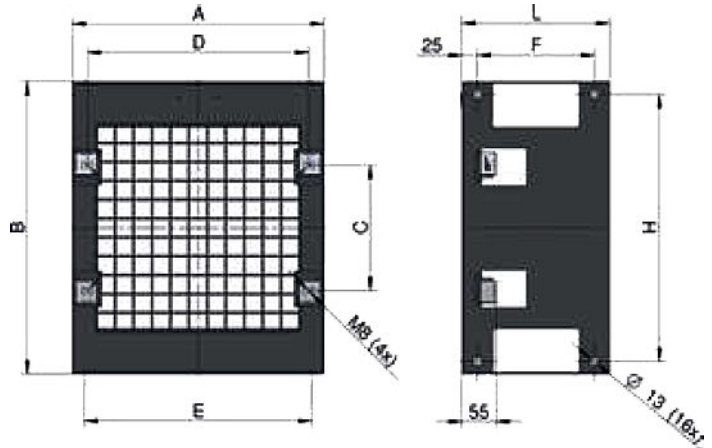
Foot Mounting Kits

Part #	List Price \$	Description
ILLEFUSSTT06K	120.00	Mounting feet set (fits TT06)
ILLEFUSSTTK	120.00	Mounting feet set (fits TT07-TT36 Rail)
ILLEFUSSTTHDK	230.00	Heavy duty mounting feet set (fits TT07-TT36 Rail)



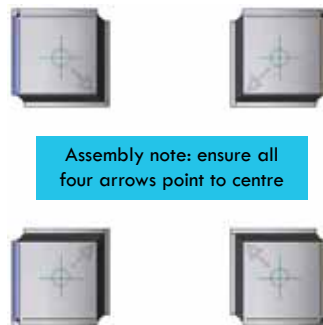
Protection Housings

Part #	List Price \$	Description
ILLEGAKTT07GT	1340.00	Protection housing kit TT07 Rail
ILLEGAKTT11GT	1479.00	Protection housing kit TT11 Rail
ILLEGAKTT16GT	1677.00	Protection housing kit TT16 Rail

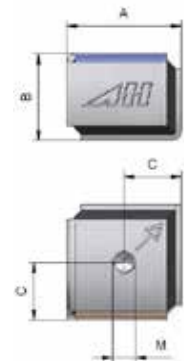


Rubber Vibration Absorbers

Part #	List Price \$	Material	Weight	M	Dimensions (mm)		
					A	B	C
MDGQ403008IIK	34.00	Zinc coated steel & natural rubber	0.13	M8 x 10	40	30	20
MDGQ504510IIK	66.00	Zinc coated steel & natural rubber	0.28	M10 x 12	50	45	25
MDGQ755512IIK	157.00	Zinc coated steel & natural rubber	0.659	M12 x 15	75	55	37.5
MDGQ1007516IIK	479.00	Zinc coated steel & natural rubber	1.92	M16 x 16.5	100	75	50



Assembly note: ensure all four arrows point to centre



Temperature Controller DC

Part #	List Price \$	Max Power Fan Motor	Max Current Fan	Protection	Weight	Supply
ILLZTC12-2K	461.00	310w	21a (14, 7v DC)	IP67	0.25kg	12v DC (9v-15v)
ILLZTC24-2K	461.00	340w	12a (24v DC)	IP67	0.25kg	24v DC (18v-32v)



Energy Saving

Reduced Noise Level

Technical Data

Material	Polyamide
Mounting Instructions	Any mounting position
Temperature Sensor	ILLZTT5069K (control range 44-45°C)
Temperature Switch	ILLZTH5069K (set point 50°C, soft start)
Temperature Switch	ILLZTH6069K (set point 60°C, soft start)
Temperature Switch	ILLZTH9069K (set point 90°C, soft start)
Ambient Temperature Range	-20°C to +85°C
Storage Temperature Range	-60°C to +110°C
12v & 24v DC Coolers Combinations	LL04, LL06 / TT07-25 Rail / ASA0177 - 0367

When using with ILLZTT5069K sensor:

Fan rotation is controlled according to actual oil temperature from 45°C to 55°C (maximum fan speed reached).

When using with any IP69 type switch:

Only on/off function, with the advantage that start current is ramped up by controller, saving duration of the fan motor.

Temperature Controller DC - for reversible fan drive

Part #	List Price \$	Rated Power Supply	Max Operating Current	Protection	Weight	Supply
ILLZTCB00	773.00	7-40v	30 amp	IP67	0.29kg	12-24v DC



Technical Data

Material	Polyamide
Mounting Instructions	Any mounting position
Temperature Sensor	Requires ILLZTT5069K temperature sensor
Oil Temperature Range	-20°C to +85°C
Ambient Temperature Range	-40°C to +95°C
Compatibility	All ASA DC fan units w/ Metri Pack 280 connection system

Operating fan cycle for reverse fan drive:

Temperature setup: fan starts at 40°C, reached maximum speed at 60°C.

- thermal switch = ON
- delay = 30 secs
- 20 secs for accelerations in reverse direction
- fan reversal = 30 secs (max speed)
- 20 secs for deceleration
- delay = 10 secs
- 20 secs for acceleration in normal direction
- fan (forward) = 45 mins (fan speed depends on oil temperature)
- 20 secs for deceleration
- delay = 15 secs
- repeat steps c-j

Temperature Controller AC

Part #	List Price \$	Voltage	Temperature Range	Protection	Weight
ILLZTCACK	461.00	115/230v AC	-30°C to +120°C	IP40	0.56kg

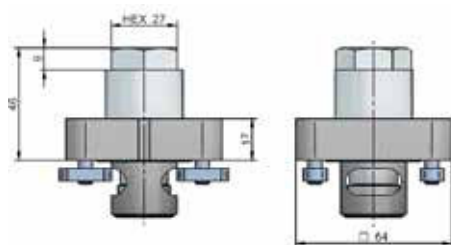
Technical Data

Material	Steel sheet metal, powder coated
Mounting Instructions	Any mounting position
Switch Control Range	-30°C to +120°C
Contacts Rating	C.1-10(2,5)a/250v
Contacts Rating	C.2-6(2,5)a/250v
Maximum Head Temperature	+85°C
Maximum Bulb Temperature	+150°C
Storage Temperature Range	-15°C to +55°C
Combinations	For use with TT07-TT36 Rail



Temperature Bypass Valve (TT Series only)

Part #	List Price \$	To suit	Max Working Temp.	Relief Temp.	Closing Temp.	Max Pressure
ILLZBPT5022K	940.00	TT Rail TT07-TT13	80°C	< 58°C	50-60°C	26 bar
ILLZBPT5027K	940.00	TT Rail TT16-TT36	80°C	< 58°C	50-60°C	26 bar



Temperature Sensors

Part #	List Price \$	Description	Connection	Protection	Weight
ILLZTT5069K	170.00	Temperature Sensor 1/2" BSP	AMP Superseal 1.5	IP69K	0.09kg
ILLZTT5067K	197.00	Temperature Sensor 1/2" BSP	Deutsch DT 06-2S	IP67K	0.13kg

Technical Data

Screw Part Material	Brass
Mounting Instructions	Any mounting position
Maximum Tightening Torque	50 Nm
Oil Temperature Range	-20°C to +100°C
Ambient Temperature Range	-20°C to +85°C
Storage Temperature Range	-60°C to 110°C
Temperature Control Unit 12v DC	ILLZTC12-2K
Temperature Control Unit 24v DC	ILLZTC24-2K
12v & 24v DC Coolers Combinations	LL04, LL06 / TT07-TT36 Rail / ASA0177-0367



ILLZTT5069K



ILLZTT5067K



ILLZTH4765K



ILLZTH5069K

Temperature Switches

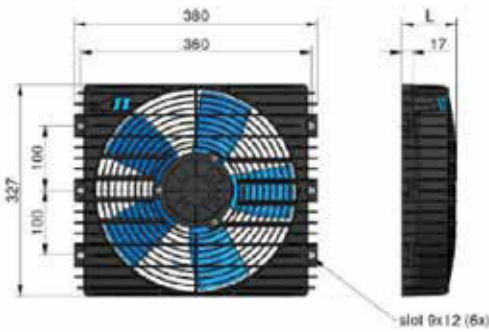
Part #	List Price \$	Connection	Protection	Weight	Switch Temperature
ILLZTH5069K	170.00	AMP Superseal 1.5	IP 69K	0.10kg	50°C +/-5
ILLZTH6069K	170.00	AMP Superseal 1.5	IP 69K	0.10kg	60°C +/-5
ILLZTH9069K	170.00	AMP Superseal 1.5	IP 69K	0.10kg	90°C +/-5
ILLZTH4765K	180.00	ISO 4400	IP 65	0.09kg	50°C +/-5
ILLZTH6065K	180.00	ISO 4400	IP 65	0.09kg	60°C +/-5
ILLZTH7067K	201.00	Deutsch DT 06-2S	IP 67	0.14kg	70°C +/-5

Technical Data

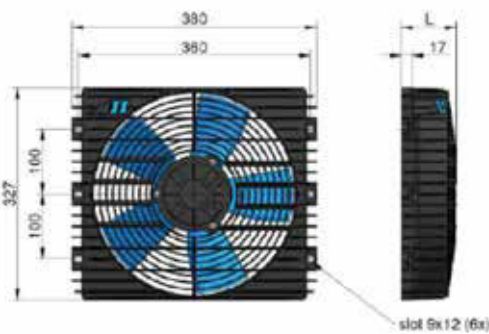
Screw Part Material	Brass
Mounting Instructions	Any position
Maximum Tightening Torque	50 Nm
Number of Cycles	100,000
Counter Connector	Included
Contact	N.O. (Normal Open)
Minimum Current	200ma
Maximum Current	12v AC (10a), 24v AC (10a), 120v AC (15a), 230v AC (10a)
Oil Temperature Range	-20°C to +100°C
Ambient Temperature Range	-20°C to +85°C
Storage Temperature Range	-60°C to 110°C
Combinations	All 1/2" BSPP coolers & connectors

ASA Fan Kits

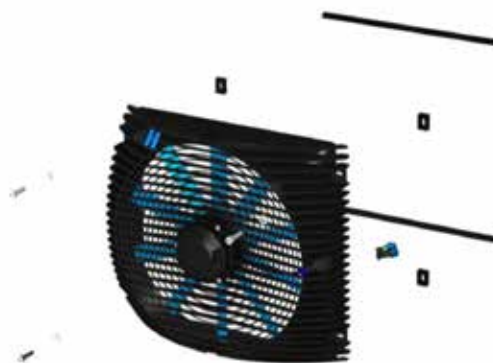
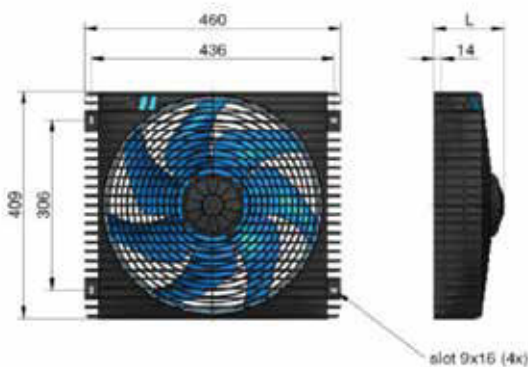
Part #	List Price \$	Voltage	Current	Airflow	Fits Cooler
ILLELE1434A1	421.00	12v DC	5.4a	Pull	Low Line 0043G, 0053G
ILLELE1434A2	421.00	24v DC	2.7a	Pull	Low Line 0043G, 0053G
ILLELE2250A1	480.00	12v DC	5.4a	Pull	Low Line 0023G
ILLELE2250A2	480.00	24v DC	2.7a	Pull	Low Line 0023G
ILLELE0240A1	671.00	12v DC	7.4a	Pull	Low Line 06G
ILLELE0240A2	671.00	24v DC	3.7a	Pull	Low Line 06G
ILLELE0240A3	671.00	12v DC	10.4a	Pull	TT Rail 07RD01
ILLELE0240A4	671.00	24v DC	5.2a	Pull	TT Rail 07RD02
ILLELE0240O5	688.00	12v DC	16.2a	Pull	TT Rail 07RD03
ILLELE0240O6	688.00	24v DC	8.1a	Pull	TT Rail 07RD04
ILLELE0295A1	718.00	12v DC	15.4a	Pull	Low Line 0084GD01
ILLELE0295A2	718.00	24v DC	7.7a	Pull	Low Line 0084GD02
ILLELE0295A5	731.00	12v DC	20.8a	Pull	ASA 0115, 257AD03 & 0367, TT Rail 11 & 13, Low Line 0084GD03
ILLELE0295A6	731.00	24v DC	10.4a	Pull	ASA 0115, 257AD04 & 0367, TT Rail 11 & 13, Low Line 0084GD04
ILLELE0295S5	731.00	12v DC	20.8a	Push	ASA 0115, 257AD03 & 0367, TT Rail 11 & 13, Low Line 0084GD03
ILLELE0295S6	731.00	24v DC	10.4a	Push	ASA 0115, 257AD04 & 0367, TT Rail 11 & 13, Low Line 0084GD04
ILLELE0385A1	842.00	12v DC	18.6a	Pull	ASA 0176 - 0257AD01, TT Rail 16 - 25
ILLELE0385A2	842.00	24v DC	9.3a	Pull	ASA 0176 - 0257AD02, TT Rail 16 - 25
ILLELE0385S1	842.00	12v DC	18.6a	Push	ASA 0176 - 0257AD01, TT Rail 16 - 25
ILLELE0385S2	842.00	24v DC	9.3a	Push	ASA 0176 - 0257AD02, TT Rail 16 - 25



Fan kit 0240



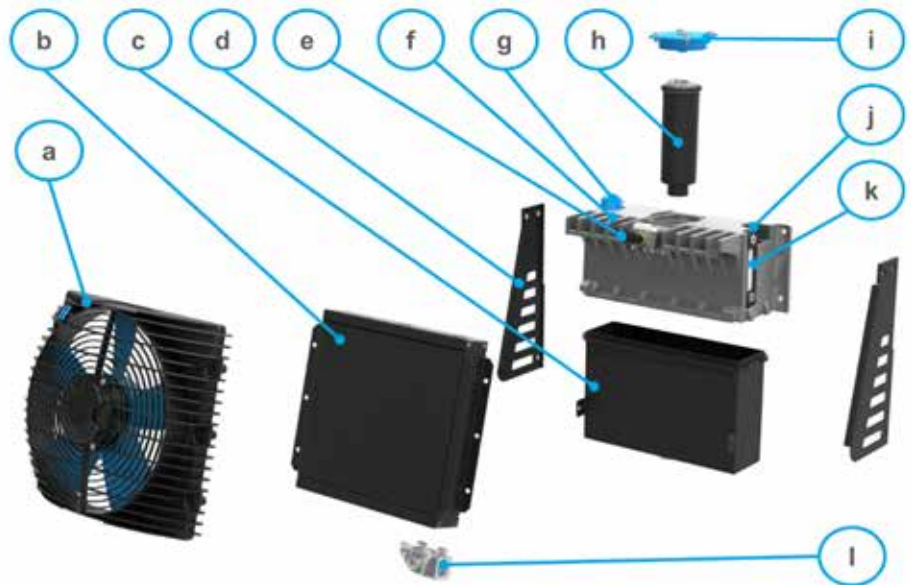
Fan kit 0295



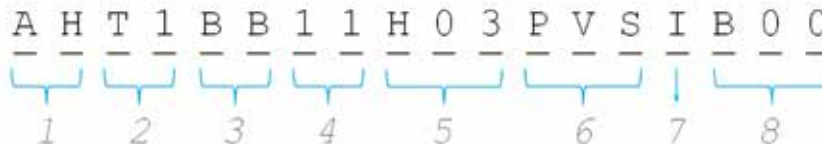
Fan kit 0385

Design your own H-cube!

- fan drive unit (a)
- cooler radiator (b)
- tank (c)
- side frames (d)
- electric clogging indicator (e)
- integration block (f)
- breather (g)
- filter (h)
- filter cap (i)
- optical clogging indicator (j)
- tank level gauge (k)
- connector with temperature switch port (l)



The integration block connects tank, filter and heat exchanger. These components can be, individually, varied in size and function. As a result of that, the system is able to customize to the application, while keeping a proven standard range product. Also integrated are tank level gauge, bypass valve, clogging indicator and temperature switch port. Due to this flexible system, all parts can be combined with the same control flange. The table below shows the possible options and its resulting code.



1 Product Series

AH	ASA H-Cube
----	------------

2 Tank Size*

T1	tank with 17l (EU**)
T2	tank with 23l (EU**)
T3	tank with 30l (EU**)
R5	tank with 4.5gal (US**)
R6	tank with 6.1gal (US**)
R8	tank with 7.9gal (US**)

3 Filter Combinations

	return filter	suction filter
00	none	none
B0	6µm (max.88lpm)	none
C0	10µm (max.180lpm)	none
D0	16µm (max.185lpm)	none
E0	25µm (max.195lpm)	none
0B	none	90µm
BB	6µm (max.88lpm)	90µm
CB	10µm (max.180lpm)	90µm
DB	16µm (max.185lpm)	90µm
EB	25µm (max.195lpm)	90µm

4 Cooler Size/Type

07	TT 07 rail, 2bar(30psi) bypass
11	TT 11 rail, 2bar(30psi) bypass
16	TT 16 rail, 2bar(30psi) bypass
25	TT 25 rail, 2bar(30psi) bypass

5 Fan Drive

D01	12V DC
D02	24V DC
H03	3cm ³ hydraulic

6 Accessories & Options***

000	no options
00S	only stainless steel housing
KTO	temperature control DC
KTS	temp. control & stainless steel housing
PVS	tanker truck ²⁾ block 210bar (3040 PSI) & stainless steel housing
PHS	tanker truck ²⁾ block 350 bar (5070 PSI) & stainless steel housing

7 Clogging Indicator

0	no indicator
I	optical clogging indicator
E	electric clogging indicator
C	combined opt. & elect. indicator

8 Index / Customized

Bxx	special / customized specifications, to be advised e.g. position of connectors, special connectors, etc...
-----	--

* complete system content.

** EU version truck frame flange 150 x 450mm and BSP suction port
US version truck frame flange 5.5 x 17.5inch and NPT suction port

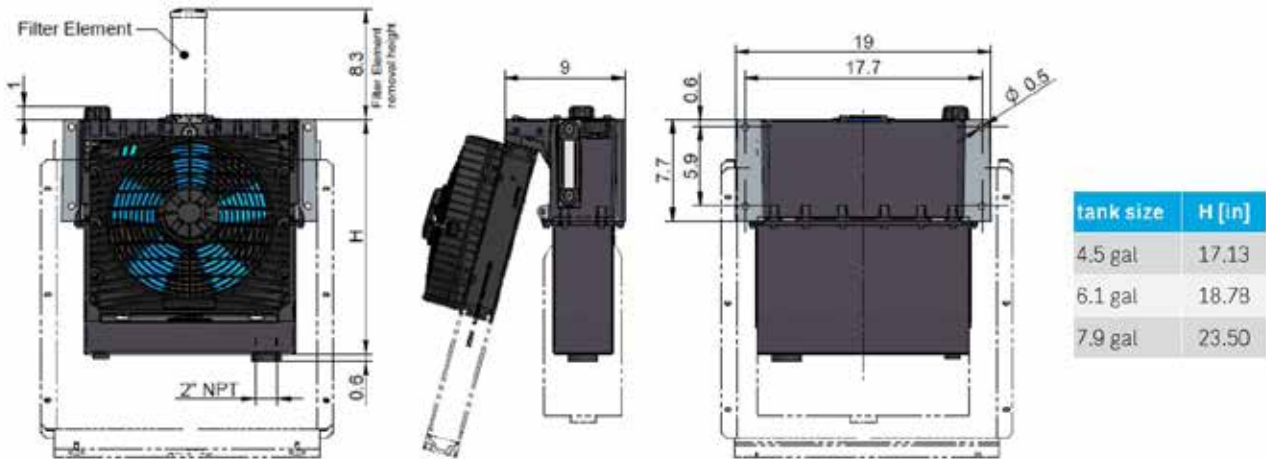
*** stainless steel and protection housing not in combination with cooler size TT 25!

²⁾ Tanker Truck configuration includes the functions of a adjustable pressure relief valve for the whole hydraulic system, return line connection and hydraulic fan drive control -> see more information on the H-Cube data sheet, page 5 or contact us for further assistance.

H-Cube Series (US Version)

Part #	List Price \$	Tank Size	Fan Drive	Filter	Cooler Size	Options	Clogging Indicator
AH R5 DO 16 D02 KTO I	8414.00	4.5 gallon	24v DC	16µm return filter*	TT16 Rail 2bar bypass	Temperature Control DC	Optical
AH R8 DO 16 D02 KTO I	8511.00	7.9 gallon	24v DC	16µm return filter*	TT16 Rail 2bar bypass		Optical
AH R5 DO 16 H03 PVS 000 I	15839.00	4.5 gallon	3cc Hydraulic	16µm return filter*	TT16 Rail 2bar bypass	Stainless Steel Housing**	Optical
AH R8 DO 16 H03 PVS 000 I	15937.00	7.9 gallon	3cc Hydraulic	16µm return filter*	TT16 Rail 2bar bypass		Optical

* 1.75 bar bypass ** with adjustable inbuilt relief system 210 bar

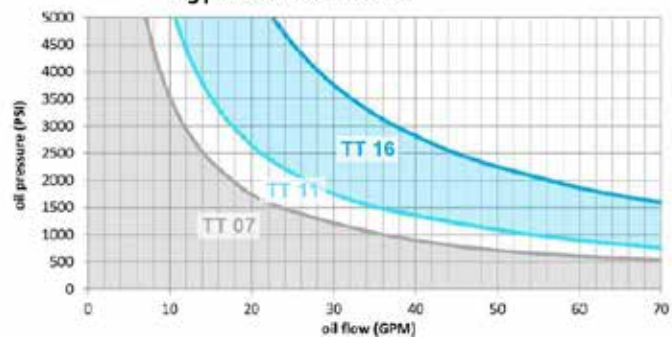


The actual performance output of the H-cube system is a combination of the cooler size (radiator core) and the type of fan drive. Choose the possible performances from the table below. The shown performance is the maximum possible specific cooling performance depending on the oil flow.

Heat dissipation in HP at 80°C temperature difference and 12V fan drive

cooler type	20 gpm	40 gpm	60 gpm
TT 07	16	16	
TT 11	26	28	29
TT 16	38	41	42
TT 25	67	71	73

Heat dissipation range (hydraulic drive) by pressure and oil flow



radiator material	brazed aluminium
radiator air fin	wavy
tank material	steel
integration block	anodized cast aluminium

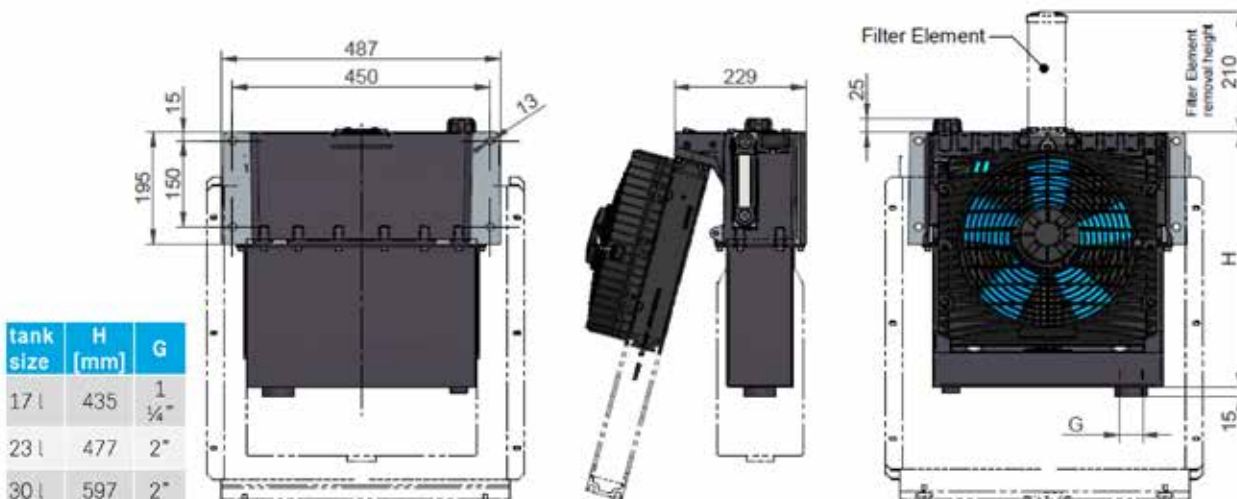
return filter / suction filter	3 µ to 25 µ with 25 PSI or 44 PSI bypass
fan drive	12V or 24V DC
standard air flow direction	pulling
weight (dry)	55 lbs to max. 100 lbs



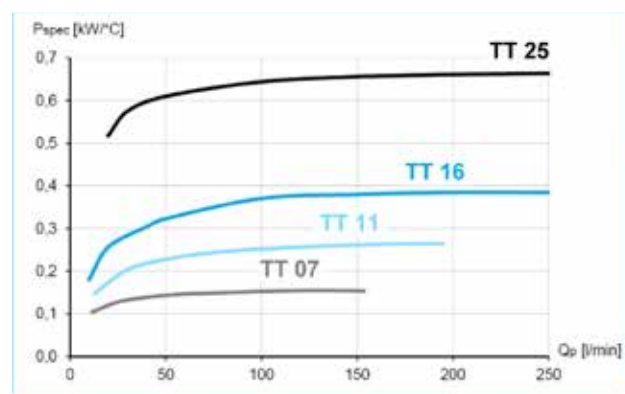
H-Cube Series (EU Version)

Part #	List Price \$	Tank Size	Fan Drive	Filter	Cooler Size	Options	Clogging Indicator
AH T3 DO 25 D02 KTO E	10014.00	30 Litre	24v DC	16µm return filter*	TT25 Rail 2bar bypass	Temperature Control DC	Electric

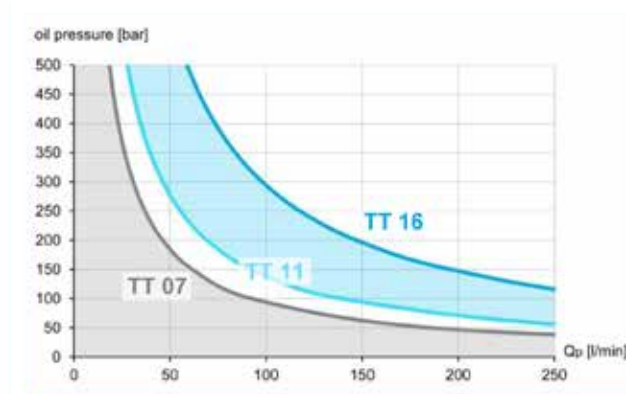
* 1.75 bar bypass



specific cooling performance (with 12V or 24V DC fan drive)



cooling performance range (tanker truck types), to select by pressure and oil flow



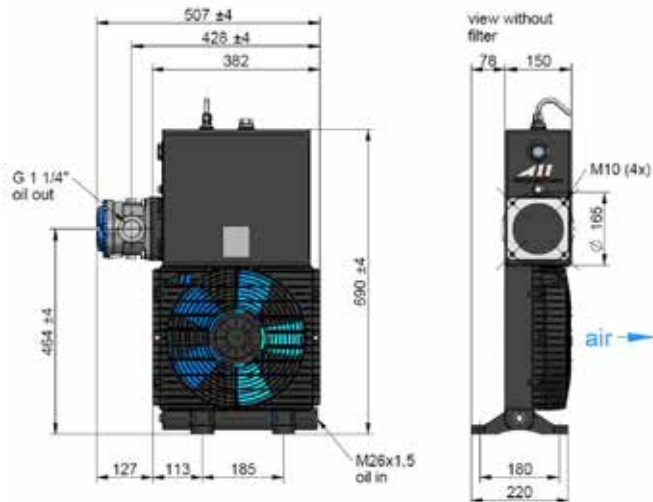
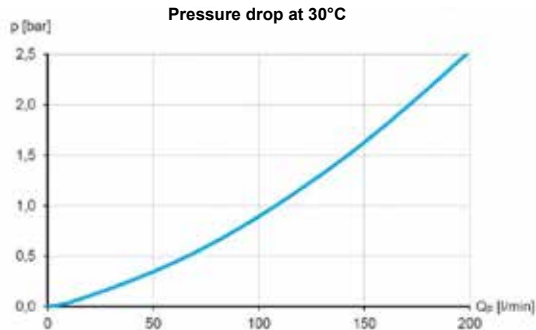
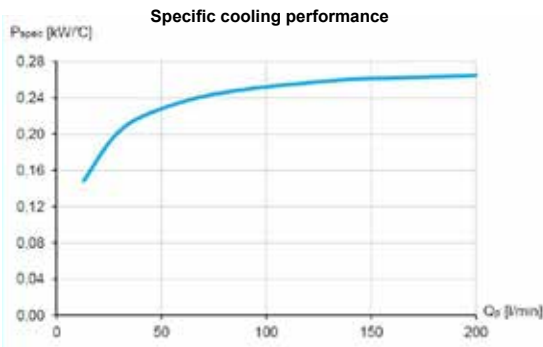
radiator material	brazed aluminium
radiator air fin	wavy
tank material	steel
integration block	cast aluminium

return filter rating	6 µ to 25 µ with 1,75 bar bypass
suction filter rating	90 µ (other micron on request)
fan drive	12V or 24V DC
weight (dry)	25 kg to max. 50 kg




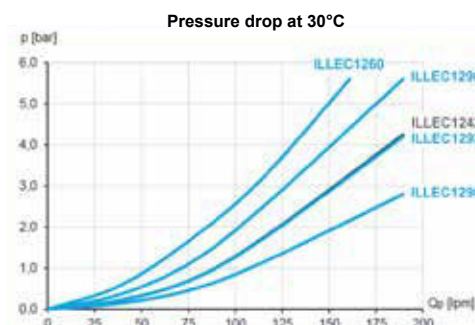
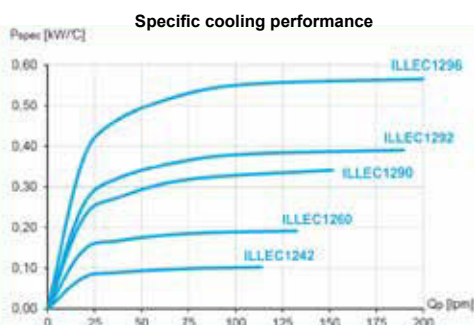
Oil/Air Cooler with Integrated Suction Filter & Tanks

Part #	List Price \$	Motor	Current	Voltage	Max Pressure	Protection	Tank
ILLCO1101FTF	2604.00	0.25 kW	15.0a	12v	1.2 bar	IP68	12 ltr
ILLCO1102FTF	2604.00	0.25 kW	7.7a	24v	1.2 bar	IP68	12 ltr



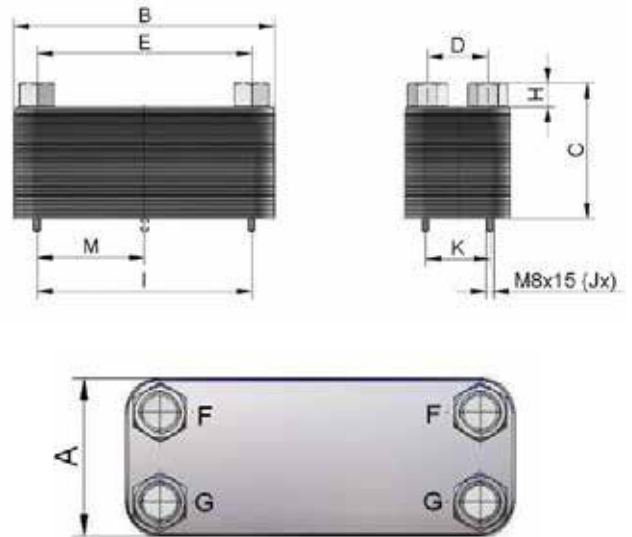
12 Series Radiator Cores

Part #	List Price \$	Material	Max Pressure	Ports	Size (mm)
ILLEC1242K	678.00	Aluminium	26 bar	SAE 16	330 x 220
ILLEC1260K	860.00	Aluminium	26 bar	SAE 16	540 x 220
ILLEC1290K	1064.00	Aluminium	26 bar	SAE 16	540 x 320
ILLEC1292K	1158.00	Aluminium	26 bar	SAE 16	540 x 420
ILLEC1296K	1764.00	Aluminium	26 bar	SAE 20	540 x 630

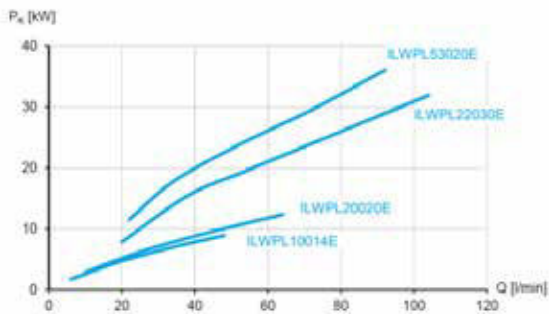


Brazed Plate Heat Exchangers

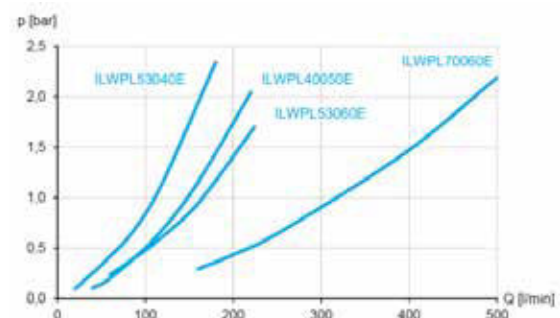
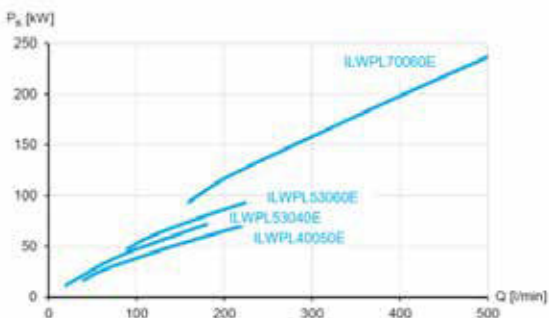
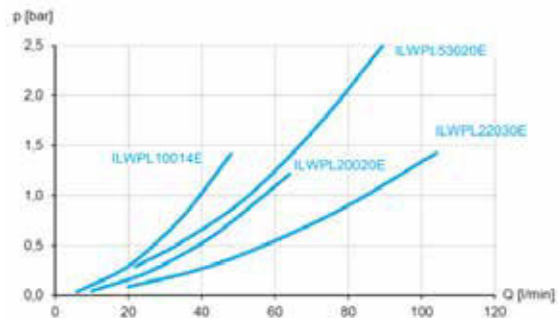
Part #	List Price \$	Max Pressure	Ports F/G	Dimensions (mm)						
				A	B	C	D	E	H	K
ILWPL10014EP	844.00	30 bar	1/2" BSPP	73	205	64.5	42	172	27	-
ILWPL20020EP	994.00	30 bar	3/4" BSPP	80	194	82	40	154	27	-
ILWPL22030EP	1356.00	30 bar	1" & 3/4" BSPP	106	306	109	50	250	27	40
ILWPL22060EP	1746.00	30 bar	1" & 3/4" BSPP	106	306	181	50	250	27	40
ILWPL40050EP	2293.00	30 bar	1" BSPP	124	304	157	70	250	27	75
ILWPL53020EP	1893.00	30 bar	1" BSPP	124	504	85	64	444	27	75
ILWPL53040EP	2425.00	30 bar	1" BSPP	124	504	133	64	444	27	75
ILWPL53060EP	3084.00	30 bar	1" BSPP	124	504	181	64	444	27	75
ILWPL70020EP	2889.00	30 bar	1.1/2" BSPP	246	528	86.5	174	456	27	150
ILWPL70060EP	5914.00	30 bar	1.1/2" BSPP	246	528	183	174	456	27	150
ILWPL70120EP	9563.00	30 bar	1.1/2" BSPP	246	528	327	174	456	27	150
ILWPL70160EP	12280.00	30 bar	1.1/2" BSPP	246	528	423	174	456	27	150



Specific cooling performance



Pressure drop at 30°C



SPECIAL RANGE ST SERIES SHELL TUBE HEAT EXCHANGER

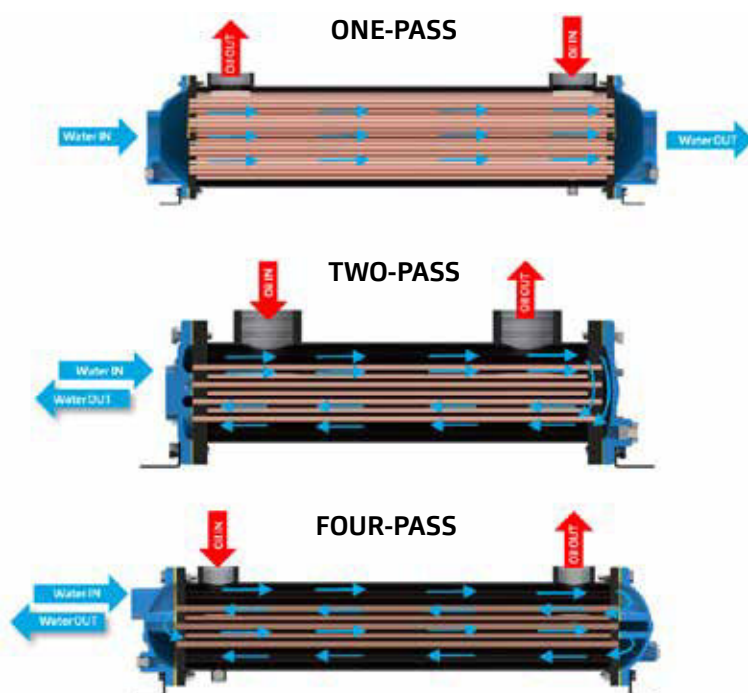


ASA Hydraulik's ST series is a modular range of shell and tube design heat exchangers. The main benefits of this design are the versatility of applications more independent of the used fluid quality and good maintenance ability compared to other heat exchanger types.

Our modular setup allows the best suitable connection and flow principle for lowest pressure drop at highest cooling performance.

We supply one, two or four pass configurations as well as different material combinations. For raising efficiency we offer all these configurations with hybrid finned tube technology.

**AVAILABLE ON REQUEST
CONTACT US FOR MORE DETAILS**



asa
MADE IN EUROPE

CC Series - TT Rail - AC (Gerotor Pump)

Part #	List Price \$	Motor Size	Max Pressure	Flow	Dimensions (mm)		
					A	N	L
ASATT07RA47CC	5266.00	0.75kW 4P 415v	10 bar	30 lpm	355	320	493
ASATT11RA47CC	5670.00	0.75kW 4P 415v	10 bar	30 lpm	395	380	495
ASATT16RA47CC	6519.00	0.75kW 4P 415v	10 bar	30 lpm	520	460	511
ASATT25RA47CC	7742.00	0.75kW 4P 415v	7 bar	30 lpm	660	558	511

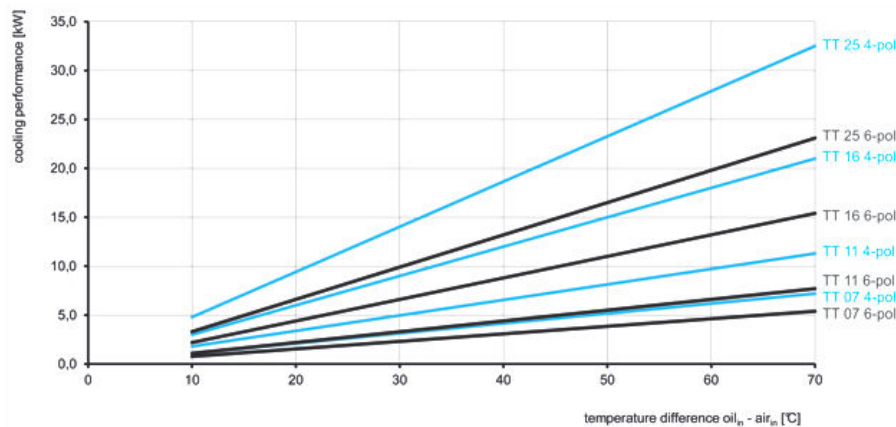


air →



Options on page 399

Larger sizes available on request



Connector Kits

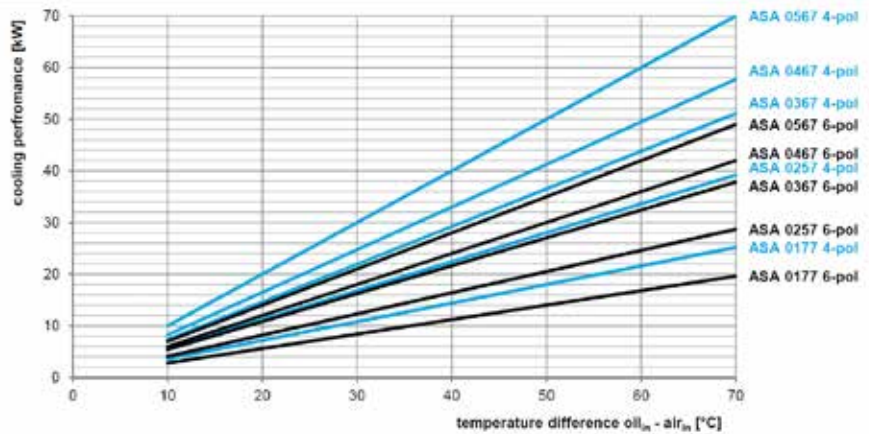
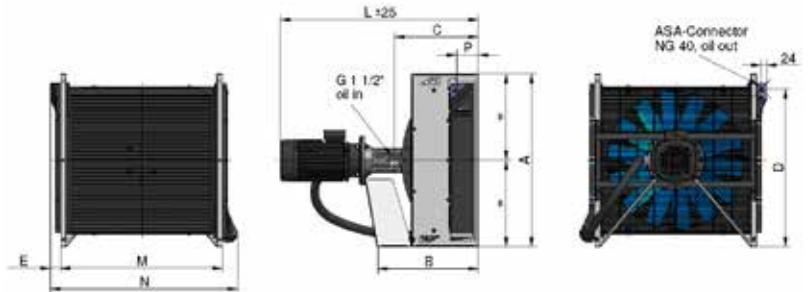
Part #	List Price \$	Port Size	Type
ILLZATT53G25K	94.00	1" BSPP	Rail connector



Must use with connector kits for ports - see page 396

CC Series - Offline - AC (Screw Pump)

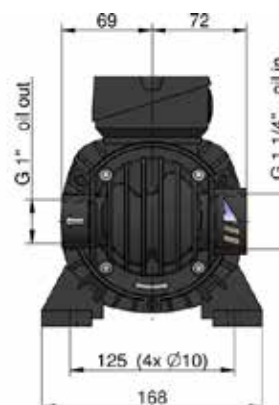
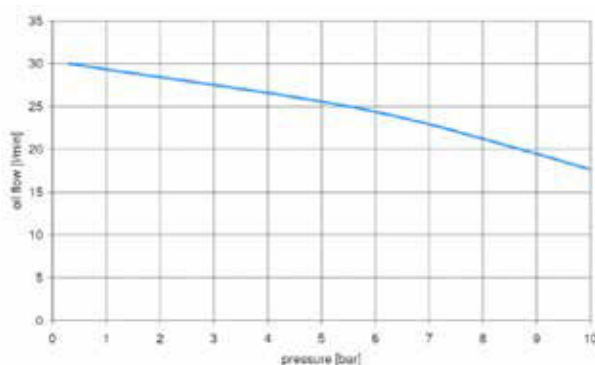
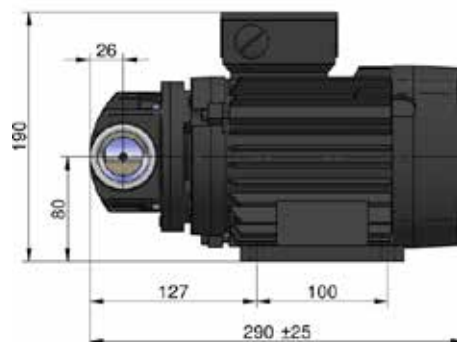
Part #	List Price \$	Motor Power	Motor Current	Oil Flow	Max Pressure	Weight	Dimensions (mm)			
							A	B	L	N
ASA0177AA49CC	11465.00	1.5 kW 4P	3.35a	60 lpm	10 bar	70.7	530	400	807	601
ASA0257AA49CC	12353.00	1.5 kW 4P	3.35a	60 lpm	10 bar	80	635	410	817	701
ASA0367AA49CC	13439.00	1.5 kW 4P	3.35a	60 lpm	8 bar	90.4	720	420	827	781
ASA0467AA49CC	15657.00	1.5 kW 4P	3.35a	60 lpm	8 bar	107.7	785	420	837	856
ASA0567AA49CC	15723.00	1.5 kW 4P	3.35a	60 lpm	8 bar	108.1	860	410	837	931
ASA0177AA68CC	11465.00	0.75 kW 6P	1.95a	40 lpm	9 bar	66.7	530	400	807	601
ASA0257AA68CC	12353.00	0.75 kW 6P	1.95a	40 lpm	9 bar	76	635	410	817	701
ASA0367AA68CC	13439.00	0.75 kW 6P	1.95a	40 lpm	8 bar	86.4	720	420	827	781
ASA0467AA68CC	15657.00	0.75 kW 6P	1.95a	40 lpm	8 bar	103.7	785	420	837	856
ASA0567AA68CC	15723.00	0.75 kW 6P	1.95a	40 lpm	8 bar	104.1	860	410	837	931



Must use with connector kits for ports - see page 396

Gerotor Pump Unit - 415v


Part #	HY0200758G	HY0201108G
List Price \$	2469.00	3589.00
Motor Power	0.75 kW	1.10 kW
Maximum Oil Viscosity	100 cSt	250 cSt
Maximum Current	2.1a	2.6a
60 Hz	Possible, 276/480v	On request
Weight	13.8kg	16.6kg
Oil Flow	30 lpm	
Negative Pressure	-0.4 bar	
Poles	4 pole	
Ambient Temperature	-20°C to +40°C	
Maximum Working Pressure	10 bar	
Maximum Oil Temperature	80°C (100°C on request)	
Fluids	Mineral oils	
Pump Housing	Aluminium	
Gerotor	Sintered Steel	



GEROTOR PUMP GENERATION 2

The GERO generation 2 gerotor pumps are constant displacement pumps with compact measurements, high cleanliness and a robust attribute. This is a completely new design with trend-setting modules to serve for highest flexibility to the actual application.

The aluminium body of the housing, the steel shaft and the standard NBR sealings are the perfect match for any mineral oil application. The pump is recommended for lubrication circuits as well as for oil supply, cooling and filtration systems.



AVAILABLE ON REQUEST - CONTACT US FOR MORE DETAILS

Suction Butterfly Valves

Part #	List Price \$	Size	Max Working Pressure	Differential Pressure
SDA0040	526.00	DIN40 SAE 1.1/2"	7 bar	6 bar
SDA0050	585.00	DIN50 SAE 2"	7 bar	6 bar
SDA0063	615.00	DIN65 SAE 2.1/2"	7 bar	6 bar
SDA0080	685.00	DIN80 SAE 3"	7 bar	6 bar
SDA0100	824.00	DIN100 SAE 4"	7 bar	6 bar
SDA0125	962.00	DIN125 SAE 5"	7 bar	6 bar

SDA Series (front)



SDA Series (back)




SDAET Series



Adaptor Flange

Part #	List Price \$	Description	Material
SDAET040K	228.00	Adaptor NG40	ST37 Steel
SDAET063K	248.00	Adaptor NG50 & 63	ST37 Steel
SDAET080K	268.00	Adaptor NG80	ST37 Steel
SDAET100K	357.00	Adaptor NG100	ST37 Steel
SDAET125K	426.00	Adaptor NG125	ST37 Steel



Compensators - SAE

Part #	List Price \$	Size	Material	Max Working Pressure
SDKSS025	424.00	NG25 SAE 1"	NBR/CR Steel	1.5 bar (absolute)
SDKSS032	440.00	NG32 SAE 1.1/4"	NBR/CR Steel	1.5 bar (absolute)
SDKSS040	440.00	NG40 SAE 1.1/2"	NBR/CR Steel	1.5 bar (absolute)
SDKSS050	502.00	NG50 SAE 2"	NBR/CR Steel	1.5 bar (absolute)
SDKSS063	532.00	NG63 SAE 2.1/2"	NBR/CR Steel	1.5 bar (absolute)
SDKSS080	586.00	NG80 SAE 3"	NBR/CR Steel	1.5 bar (absolute)
SDKSS092	656.00	NG90 SAE 3.1/2"	NBR/CR Steel	1.5 bar (absolute)
SDKSS100	793.00	NG100 SAE 4"	NBR/CR Steel	1.5 bar (absolute)
SDKSS126	1056.00	NG125 SAE 5"	NBR/CR Steel	1.5 bar (absolute)



SAE Series



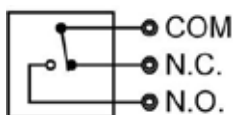
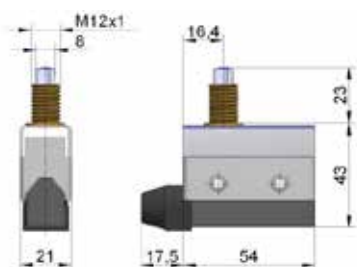
DIN Series

Compensators - DIN

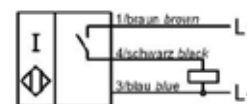
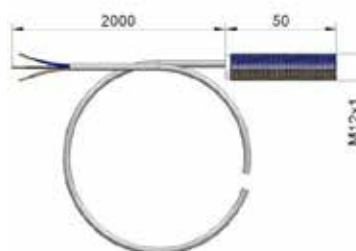
Part #	List Price \$	Size	Material	Nominal Pressure
SDKHDD6D60032N00	582.00	NG32	NBR/CR Steel	Up to 16 bar
SDKHDD6D60040N00	606.00	NG40	NBR/CR Steel	Up to 16 bar
SDKHDD6D60050N00	695.00	NG50	NBR/CR Steel	Up to 16 bar
SDKHDD6D60065N00	849.00	NG65	NBR/CR Steel	Up to 16 bar
SDKHDD6D60080N00	1052.00	NG80	NBR/CR Steel	Up to 16 bar
SDKHDD6D60100N00	1247.00	NG100	NBR/CR Steel	Up to 16 bar
SDKHDD6D60125N00	1795.00	NG125	NBR/CR Steel	Up to 16 bar
SDKHDD6D60200N00	3624.00	NG200	NBR/CR Steel	Up to 16 bar
SDKHDD6D60300N00	6901.00	NG300	NBR/CR Steel	Up to 16 bar

Limit Switches

Part #	List Price \$	Description
EAFSMK	108.00	Mechanical Limit Switch
EAFSIK	180.00	Inductive Limit Switch



EAFSMK



EAFSIK